



1. Complete these calculations



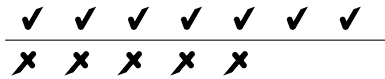
(i) $9 - 3 = \dots$



(ii) $6 - 5 = \dots$

2. Complete these calculations

(i) $7 - 5 = \dots$




(ii) $8 - 2 = \dots$



3. Complete this calculation.

You may use either diagram to help you.

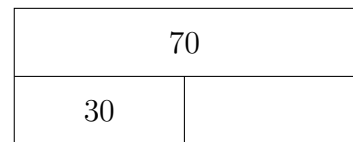
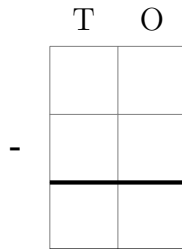
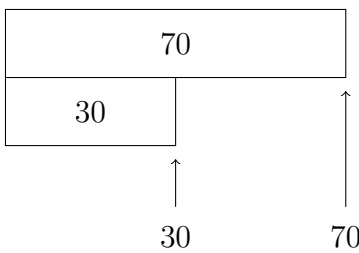
(i) $7 - 4 = \dots$



4. Complete this calculation $6 - 4 = \dots$

5. Complete the calculation $70 - 30 = \dots$

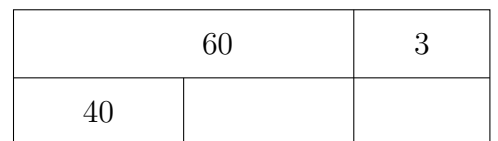
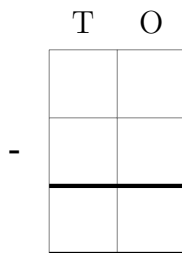
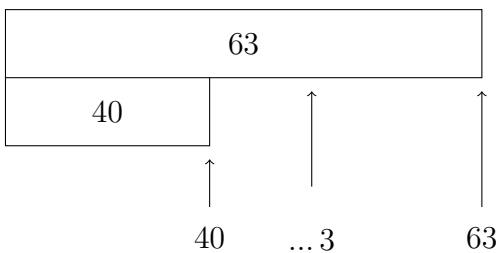
You **must** show your workings out.



6. Complete the calculation $90 - 50 = \dots$

7. Complete the calculation $63 - 40 = \dots$

You **must** show your workings out.



8. Complete the calculation $58 - 30 = \dots$

9. Complete the calculation $59 - 27 = \dots\dots\dots$

You **must** show your workings out.

59	
27	

TO

-

50		9
20		7

10. Complete the calculation $79 - 26 = \dots\dots\dots$

11. Complete the calculation $73 - 28 = \dots\dots\dots$

You **must** show your workings out.

73	
28	

TO

-

70		3
	10	3
20		8

12. Complete the calculation $92 - 58 = \dots\dots\dots$