




1. Use the information below to complete the sentence.

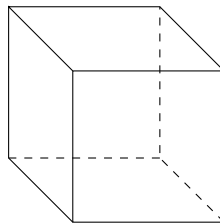
A circle  is a 2D shape it is flat

A sphere  is a 3D shape it is solid

A hexagon  is a ..... shape it is .....


Choose from the words      2D      3D      flat      solid

2. Write down the name of this solid.

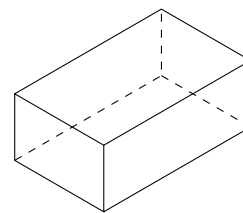


3. Write down the mathematical names of these solids.

(i)

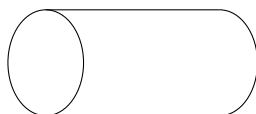


(ii)

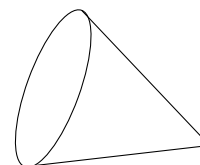


4. Write down the mathematical names of these solids.

(i)



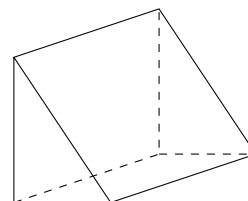
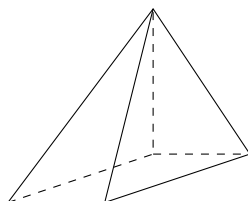
(ii)



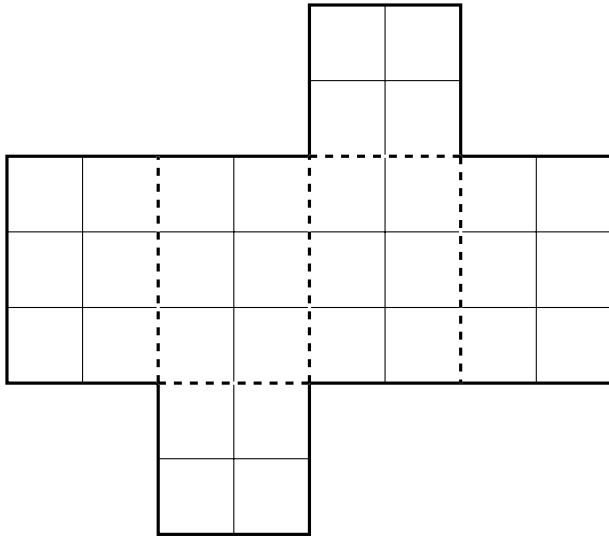
5.

5. not written yet

6. Write down the mathematical names of these solids.



7. Here is the net of a cuboid drawn on a grid of centimetre squares.




Work out the surface area of the cuboid.

8. (a) Here are 4 solid shapes. {plus cuboid, cone, hexagonal prism and pyramid}  
 Match each solid shape to its mathematical name.  
 One has been done for you.

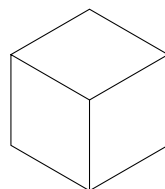
Pentagonal prism  
 Square based pyramid  
 Triangular prism  
 Triangular based pyramid

(b) Write down the mathematical names of each of these 3-D shapes.

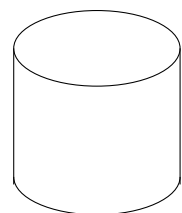
(i)



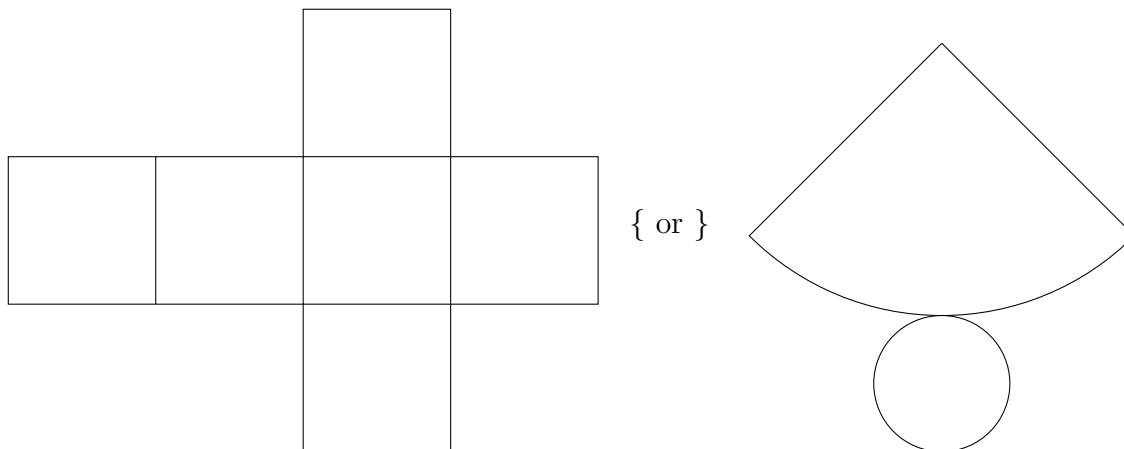
(ii)



(iii)

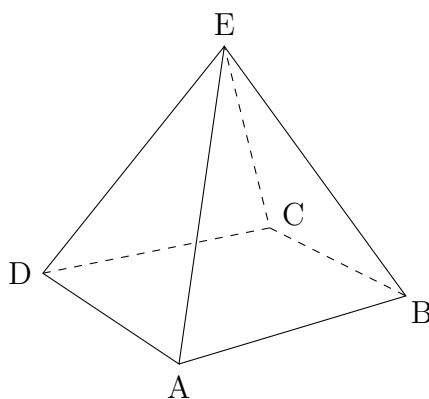


9. Here is a net of a solid. {or cylinder/cuboid or tri-agonal prism}  
 pent-agon based pyramid}  
 hex-agon based pyramid}



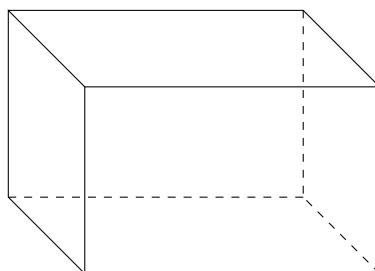
Write down the mathematical name of the solid.

10. The diagram shows a square based pyramid.



The vertices are labelled.

- (a) Shade in the face ABCD.
- (b) The diagram shows a cuboid.



Write down the number of

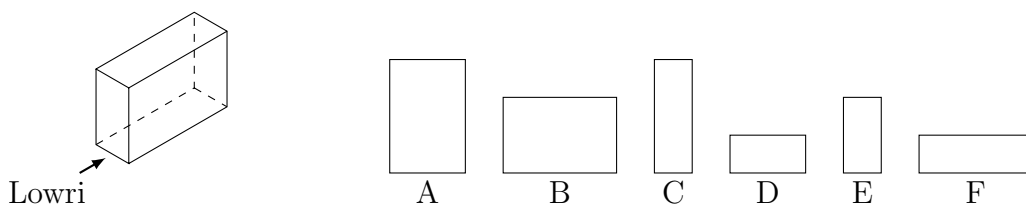
- (i) faces . . . . .
- (ii) edges . . . . .
- (iii) vertices . . . . .

{other solids: cube, triangular, pentagonal, hexagonal prism and pyramid}

11.

11. not written yet

12. (a) Lowri wants to draw the front elevation, side elevation and plan of this cuboid.  
Lowri is facing the cuboid in the direction of the arrow.





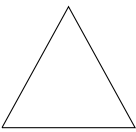
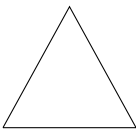
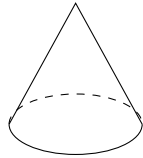







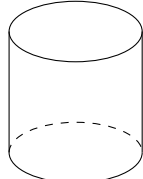



Here are some possible diagrams Lowri could draw.

Write down the correct letter for each of the diagrams Lowri should draw.

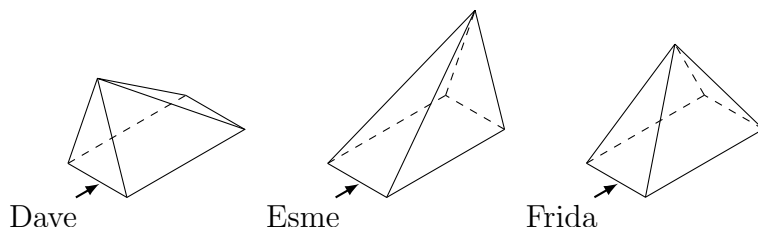
- (b) Here are 4 solid shapes.

Match each solid shape to its plan, front elevation and side elevation.

One has been done for you.

	 plan	 front elevation	 side elevation
	 plan	 front elevation	 side elevation
	 plan	 front elevation	 side elevation
	 plan	 front elevation	 side elevation

- (c) Three students draw the front elevation, side elevation and plan of a pyramid.  
Each student was facing their pyramid in the direction of the arrow, shown below.



Write down the name of the student whose correct work is shown below.

