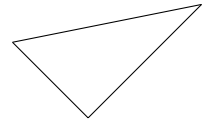
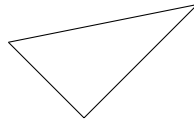
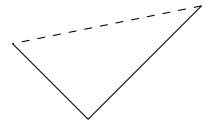
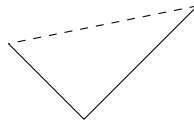


1. Here are the steps to draw a triangular prism and a triangular based pyramid.

First draw the bottom triangles.

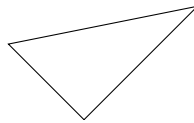


Then hide one side.

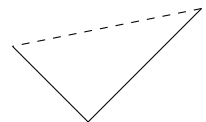
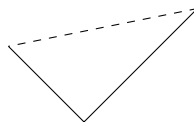


For the prism draw the top triangle

... for the pyramid draw the top point.

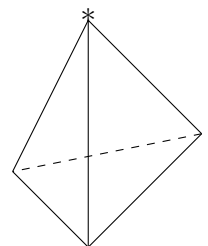
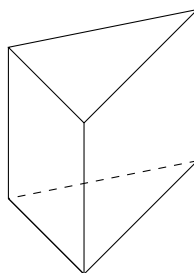


*



Join the vertices (corners) of the base triangle to:
the corners of the top triangle for the prism

... the top point for the pyramid.



The prism has 2 congruent faces

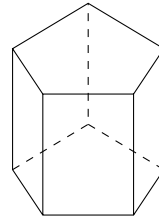
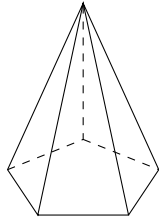
... the pyramid has one vertex (corner)
which joins to all the others.

Write down their mathematical names.

(i)

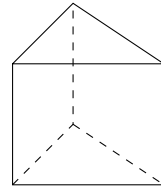
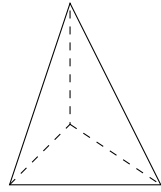
(ii)

2. Write down the mathematical names of these solids.



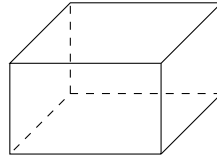
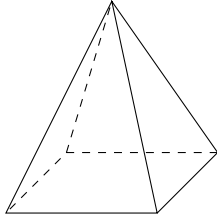
(i) (ii)

3. Write down the mathematical names of these solids.



(i) (ii)

4. Write down the mathematical names of these solids.



(i) (ii)

Answers

1. (i) (triangular) prism (ii) (triangular based) pyramid
2. (i) (pentagonal based) pyramid (ii) (pentagonal) prism
3. (i) (triangular based) pyramid (ii) (triangular) prism
4. (i) (square/rectangular based) pyramid (ii) cuboid or (square/rectangular) prism