


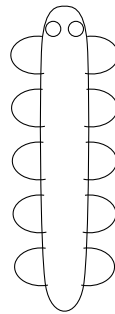
1. The maths teacher says there are two other ways to write half: $\frac{1}{2}$ and $\div 2$

Complete these examples.



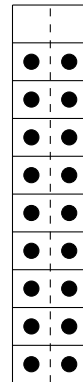
$$\frac{1}{2} \text{ of } 12 = \dots$$

$$12 \div 2 = \dots$$



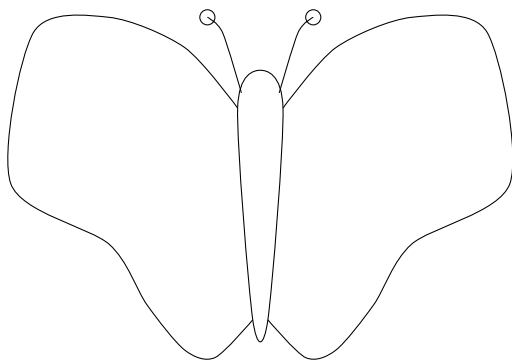
$$\frac{1}{2} \text{ of } 10 = \dots$$

$$10 \div 2 = \dots$$



$$\frac{1}{2} \text{ of } 18 = \dots$$

$$18 \div 2 = \dots$$



$$14 \div 2 = \dots$$



$$8 \div 2 = \dots$$

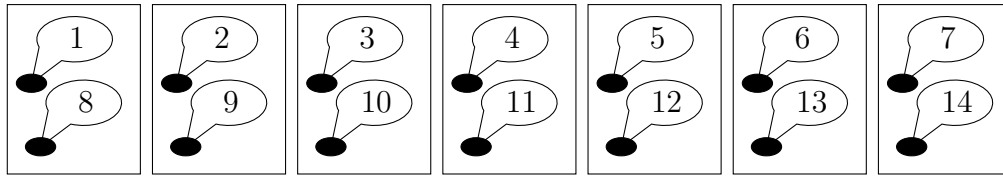


$$16 \div 2 = \dots$$

2. Mila works out $14 \div 7$ by fairly sharing out 14 counters into 7 boxes.

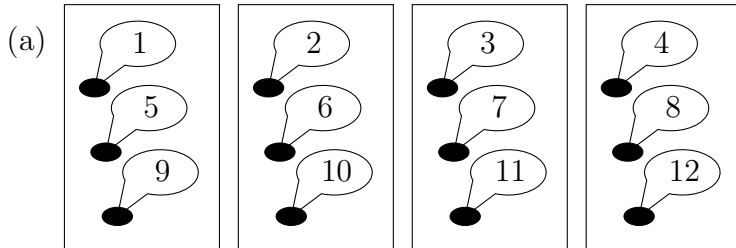
She counts as she places the counters in each box.

14 counters fairly shared out into 7 boxes makes 2 counters in each box.

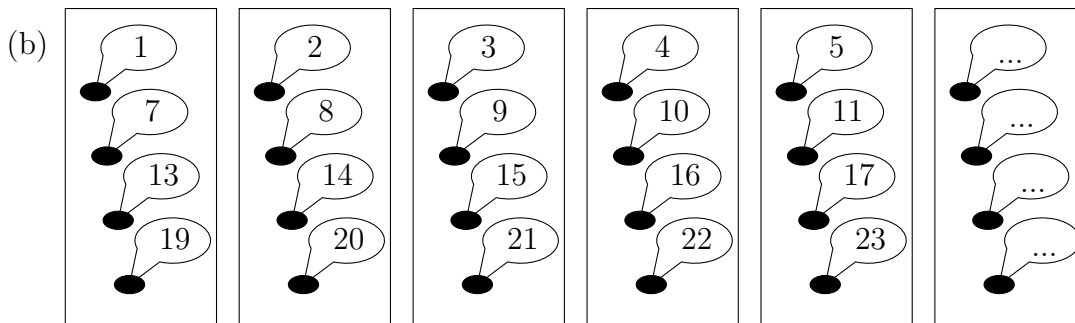


$$14 \div 7 = 2$$


Complete the divide diagrams and facts below.



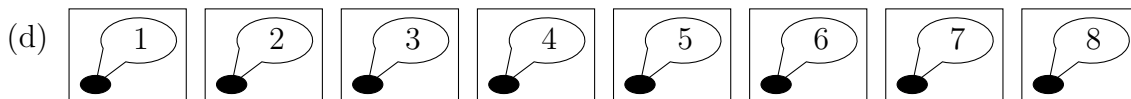
$$12 \div 4 = \dots$$



$$24 \div 6 = \dots$$

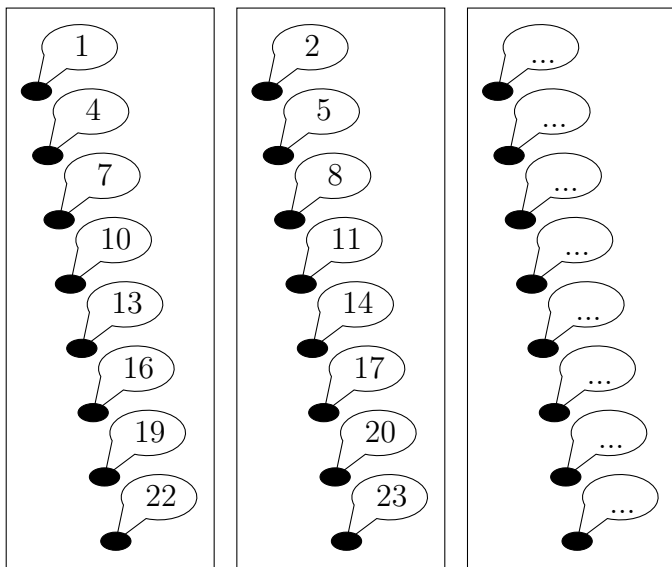


$$15 \div 3 = \dots$$



$$8 \div 8 = \dots$$

3. (a) One way to divide by 3 is to equally share counters into 3 boxes.



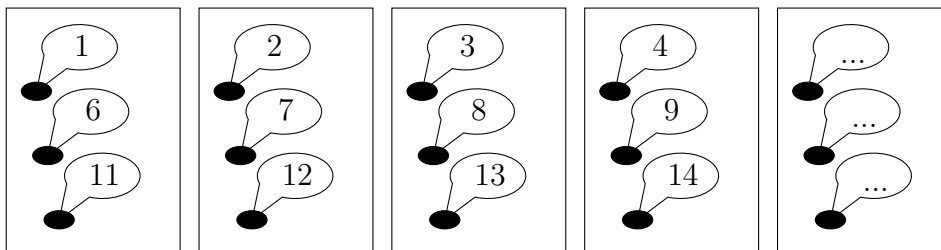
- (i) Complete the speech bubbles for the last box.
- (ii) Complete the divide fact $24 \div 3 = \dots$

A quicker way to work out $24 \div 3$ using a multiplication table is shown below

- (i) Look along row 3 until you reach 24
 - (ii) Look up to the top row to find the answer
- (b) Complete the divide facts

\times	2	3	4	5	6	7	8	9	10	11	12	
2	4	6	8	10	12	14	16	18	20	22	24	
e.g. $24 \div 3 = 8$	3	6	9	12	15	18	21	24	27	30	33	36
	4	8	12	16	20	24	28	32	36	40	44	48
	5	10	15	20	25	30	35	40	45	50	55	60
(i) $54 \div 6 = \dots$	6	12	18	24	30	36	42	48	54	60	66	72
	7	14	21	28	35	42	49	56	63	70	77	84
(ii) $32 \div 8 = \dots$	8	16	24	32	40	48	56	64	72	80	88	96
	9	18	27	36	45	54	63	72	81	90	99	108
	10	20	30	40	50	60	70	80	90	100	110	120
(ii) $55 \div 11 = \dots$	11	22	33	44	55	66	77	88	99	110	121	132
	12	24	36	48	60	72	84	96	108	120	132	144

4. (a) One way to divide by 5 is to equally share counters into 5 boxes.



(i) Complete the speech bubbles for the last box.

(ii) Complete the divide fact $15 \div 5 = \dots$

A quicker way to work out $15 \div 5$ is to

(i) write out multiples of 5 until you reach 15	5	10	...
	↑	↑	↑
(ii) count the multiples to find the answer	1	2	3

(b) Complete these divide facts

(i) $12 \div 3 = \dots$

(ii) $20 \div 4 = \dots$

5. Complete the divide facts.

(i) $48 \div 8 = \dots$

(ii) $54 \div 6 = \dots$

(iii) $35 \div 7 = \dots$

×	2	3	4	5	6	7	8	9	10	11	12
2	4	6	8	10	12	14	16	18	20	22	24
3	6	9	12	15	18	21	24	27	30	33	36
4	8	12	16	20	24	28	32	36	40	44	48
5	10	15	20	25	30	35	40	45	50	55	60
6	12	18	24	30	36	42	48	54	60	66	72
7	14	21	28	35	42	49	56	63	70	77	84
8	16	24	32	40	48	56	64	72	80	88	96
9	18	27	36	45	54	63	72	81	90	99	108
10	20	30	40	50	60	70	80	90	100	110	120
11	22	33	44	55	66	77	88	99	110	121	132
12	24	36	48	60	72	84	96	108	120	132	144

6. Complete

(i) $24 \div 2 = \dots$

$\times 2 \downarrow \quad \downarrow \div 2$

$24 \div 4 = \dots$

(ii) $32 \div 2 = \dots$

$\times 2 \downarrow \quad \downarrow \div 2$

$32 \div 4 = \dots$

$\times 2 \downarrow \quad \downarrow \div 2$

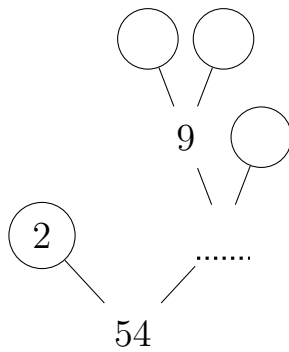
$32 \div 8 = \dots$

7. not written yet

8. not written yet

9. Complete these prime factor trees and divide facts.

(i) $54 \div 3 = \dots$



(ii) $84 \div 7 = \dots$

