
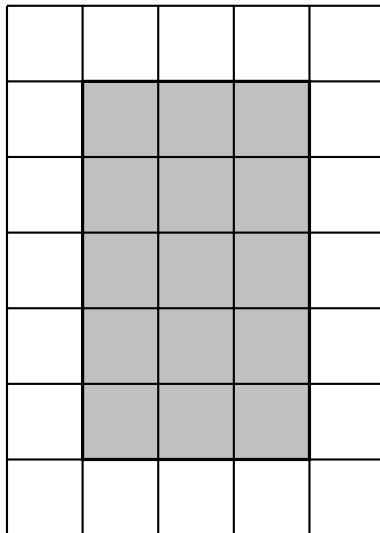


1. (a) The shaded shape is drawn on a grid of centimetre squares.




Find the area of the shaded shape.

- (b) Here is a rectangle on a centimetre grid.



Find the area of the shaded rectangle.

2. Here is a rectangle.



7 cm

Diagram NOT
accurately drawn

10 cm

Work out the area of the rectangle.

3. (a) In the diagram $QR = 19$ cm

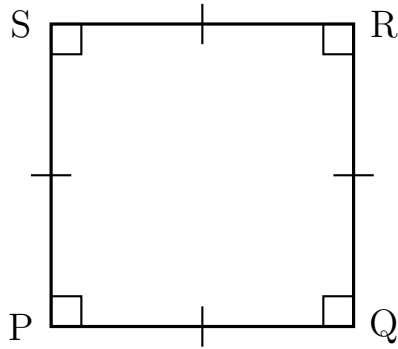


Diagram NOT accurately drawn

Work out the area of PQRS.

- (b) Here is a square.

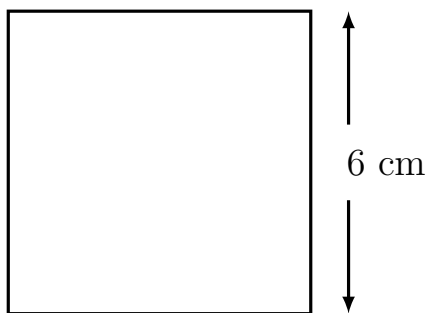
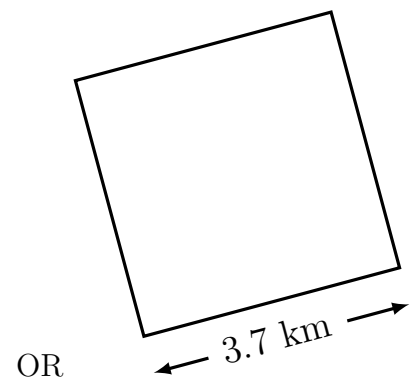



Diagram NOT accurately drawn



Work out the area of the square.

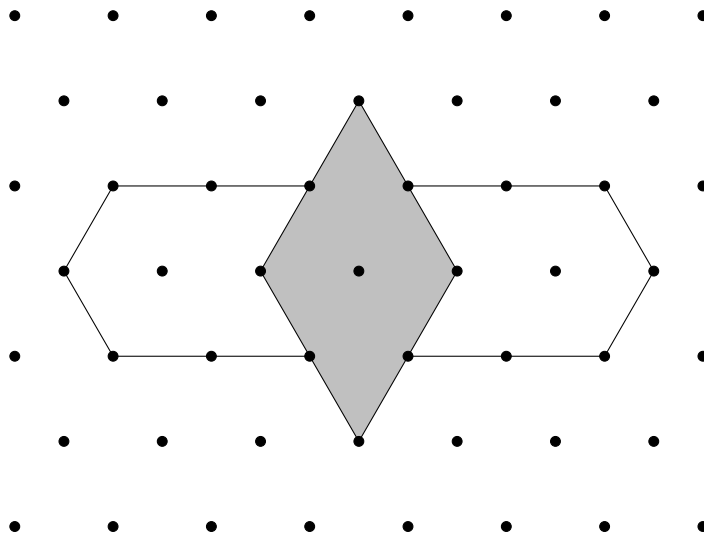
- (c) A square has side length 200 m
Work out the area of the square.

4. On the centimetre grid, draw a **rectangle** with an area of 35 cm²



5. Here is a pattern.

The pattern is made up of a shaded rhombus and 2 hexagons.



(a) The area of the whole pattern is 24 cm^2 .

Work out the area of the shaded rhombus.

(b) The area of the each hexagon is 24 cm^2 .

Work out the area of the shaded rhombus.

6. (a) The radius of a circle is 14.1 km.

Work out the area of this circle in km^2 .

Give your answer correct to the nearest whole number.

(b) Here is a plan view of a circus ring.

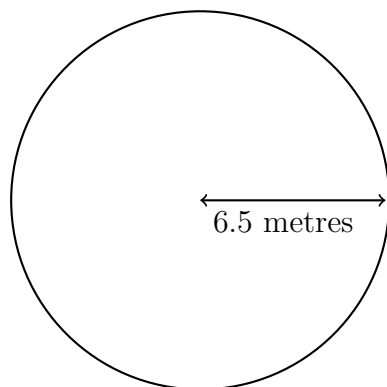


Diagram NOT accurately drawn

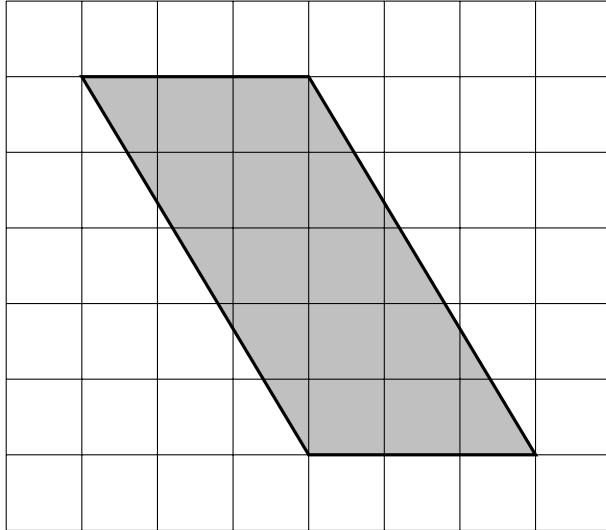
The circus ring is in the shape of a circle.

The radius of the circus ring is 6.5 metres.

Work out the area of the circus ring.

Give your answer correct to the nearest whole number.

7. (a) Here is a parallelogram on a centimetre grid.



Work out the area of the shaded parallelogram.

- (b) Here is a parallelogram.

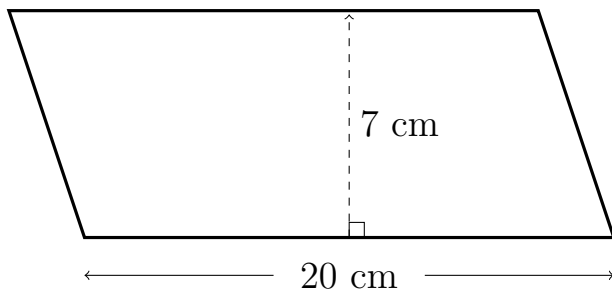


Diagram NOT
accurately drawn

Work out the area of the parallelogram.

8. (a) Here is a triangle.

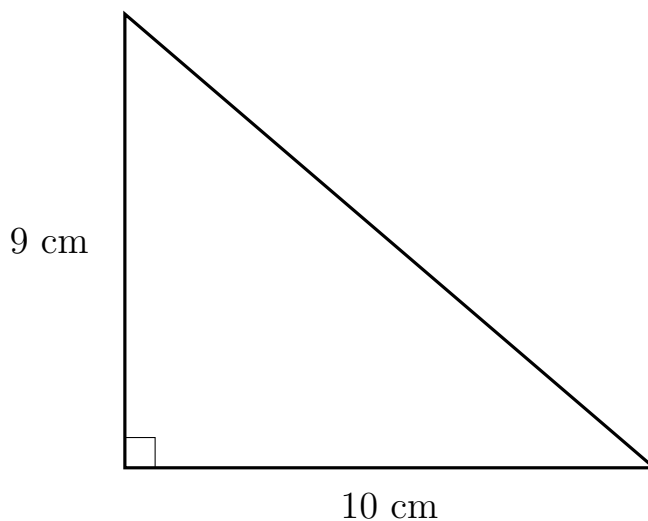
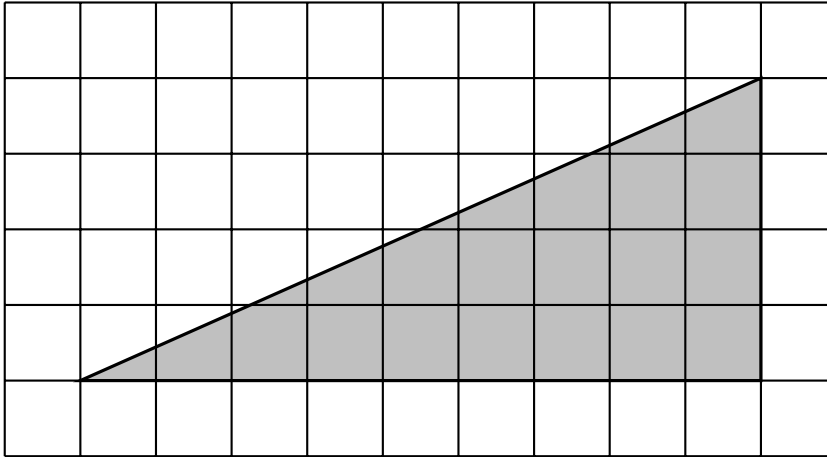


Diagram NOT
accurately drawn

Work out the area of the triangle.

(b) Here is a triangle on a centimetre grid.



Find the area of the shaded triangle.