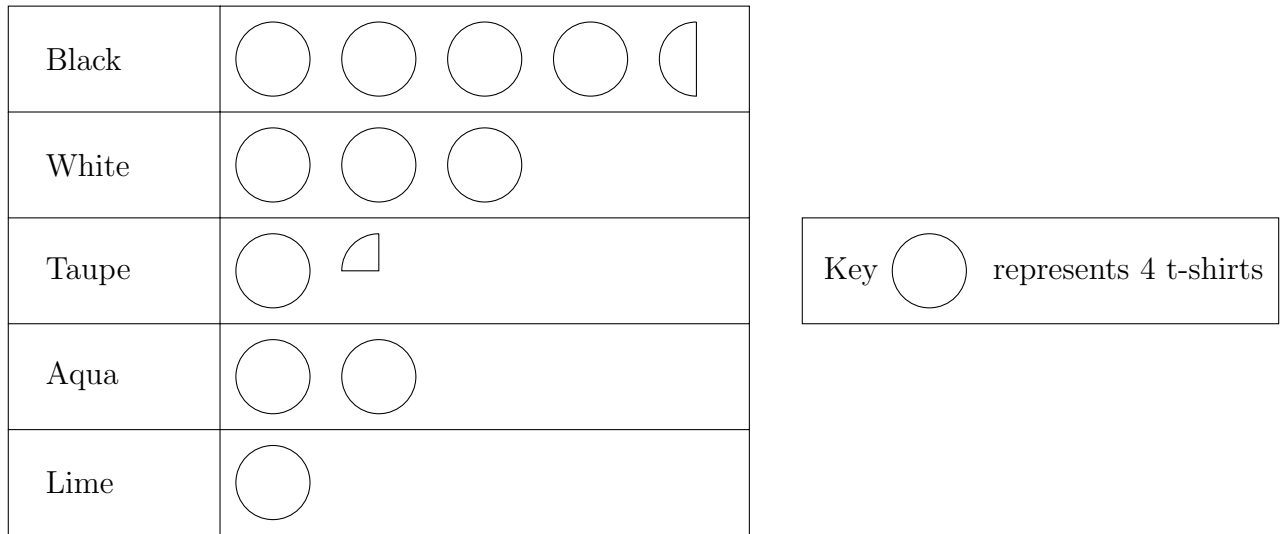


1. Cassie has work experience in a clothes shop for a week.

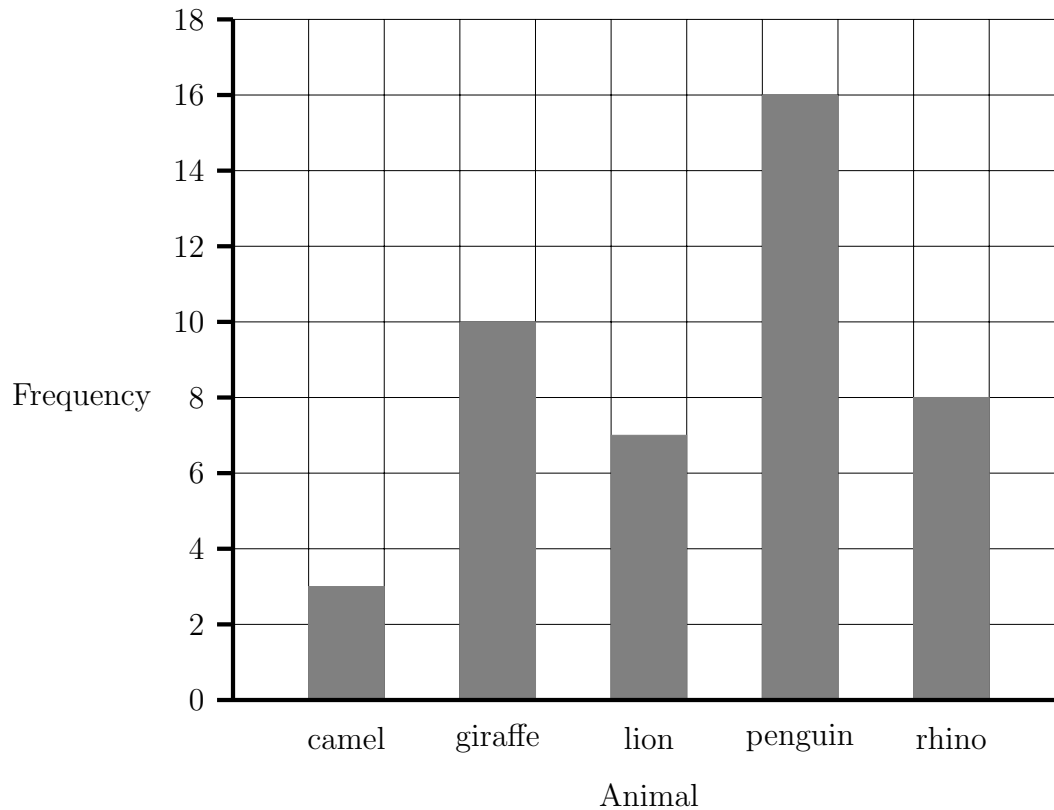
She records the colours of the t-shirts that are sold during the week.

The pictogram shows information about the number of each colour t-shirts sold that week.



(a) Write down the number of aqua coloured t-shirts sold.

The bar chart gives information about which type of animal some competition winners look after when they are zoo keepers for a day.

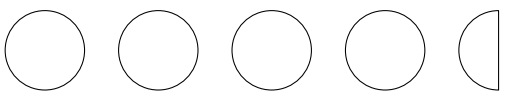
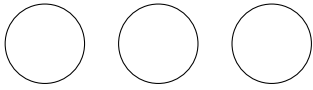
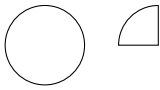



(b) Write down the number of competition winners who are penguin keepers for the day.

2. Tahlia has work experience in a clothes shop for a week.

She records the colours of the t-shirts that are sold during the week.

The pictogram shows the numbers of black, white and taupe t-shirts sold that week.

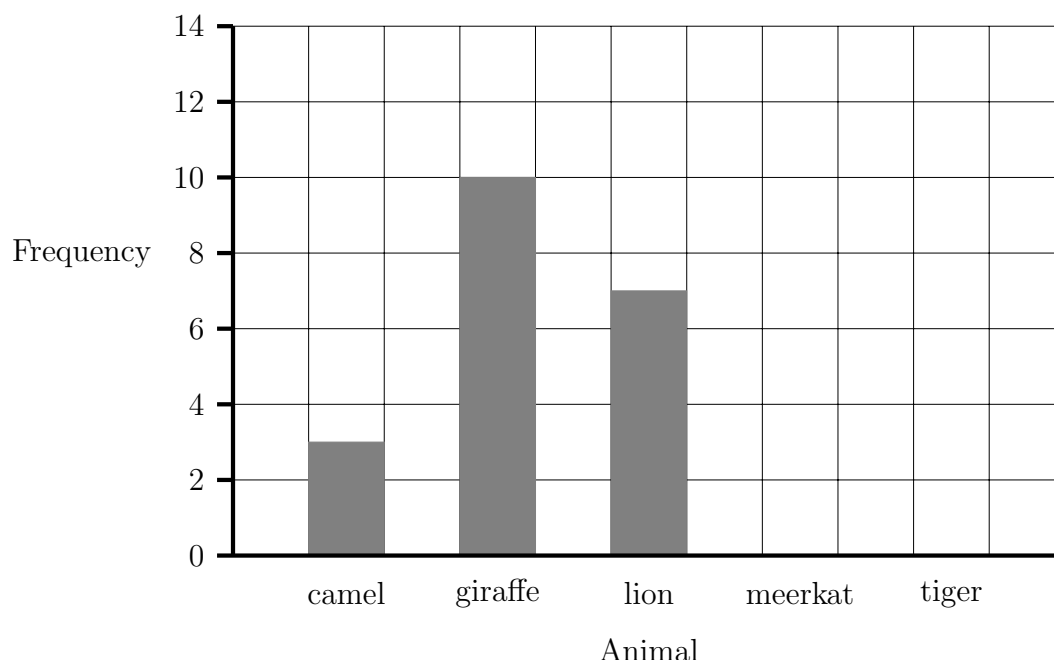
Black	
White	
Taupe	
Grey	

Key  represents 4 t-shirts

There were 16 grey t-shirts sold that week.

(a) Show this on the pictogram.

The incomplete bar chart gives information about which type of animal some competition winners look after when they are zoo keepers for a day.



The competition organiser says

“4 of the winners are meerkat keepers for the day”

“6 of the winners are tiger keepers for the day”

(b) Use this information to complete the bar chart.

3. Seth did a survey of his form's favourite movie type.

Here are his results.

Action	Horror	Comedy	Romcom	Comedy	Action
Animation	Romcom	Action	Animation	Comedy	Romcom
Action	Romcom	Comedy	Horror	Action	Romcom
Comedy	Action	Animation	Comedy	Romcom	Animation

Complete the frequency {or tally} chart to show this information.

Movie type	Tally	Frequency
Action		
Animation		
Comedy		
Horror		
Romcom		

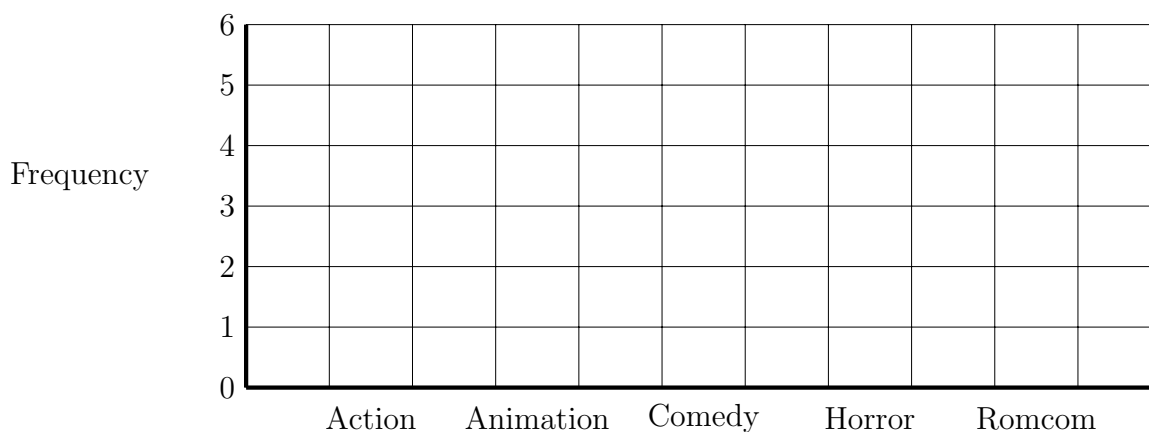
(a) {no second part}

(b) Complete the pictogram to show this information.

Action	
Animation	
Comedy	
Horror	
Romcom	

Key ○ represents 2 movies

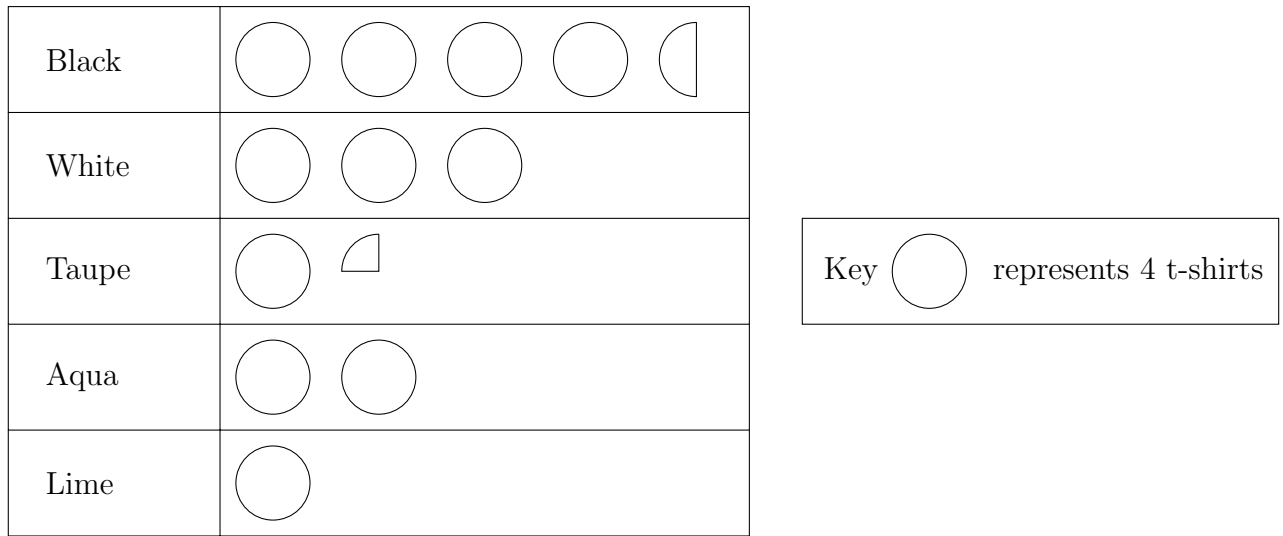
(c) On the grid, draw a bar chart to show this information.



4. Cassie has work experience in a clothes shop for a week.

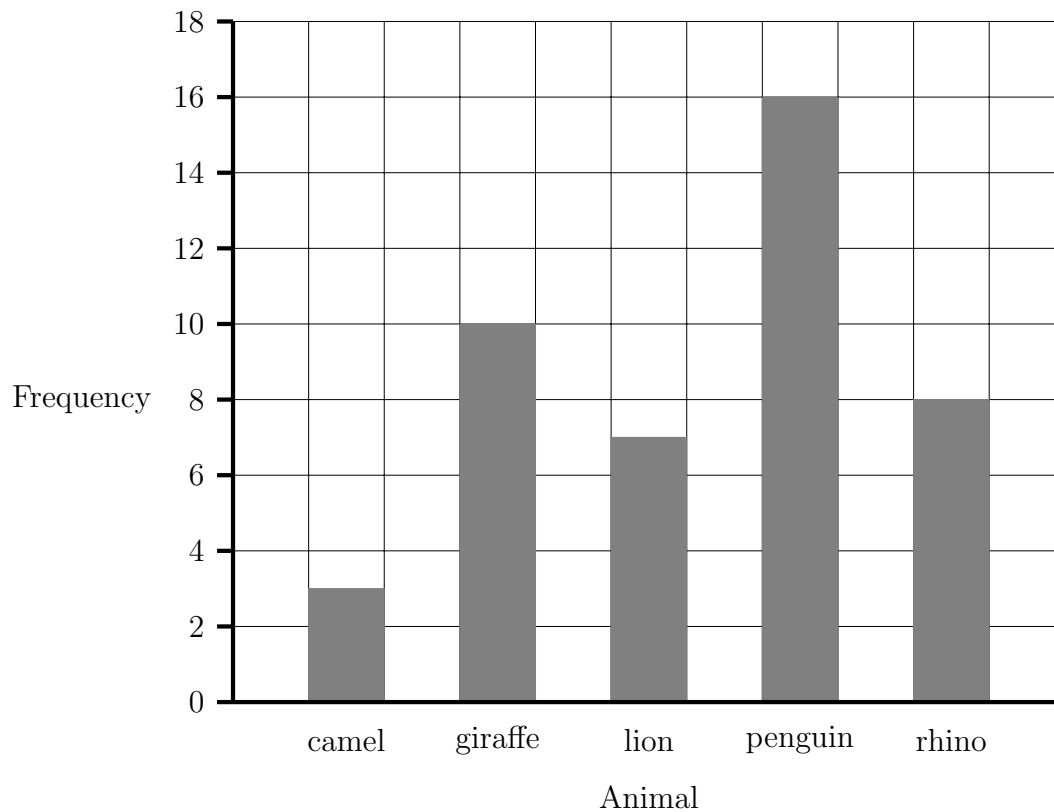
She records the colours of the t-shirts that are sold during the week.

The pictogram shows information about the number of each colour t-shirts sold that week.



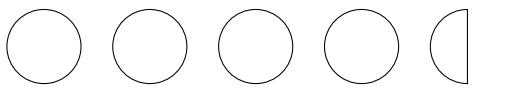
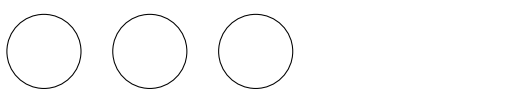

- (a) Write down the number of black coloured t-shirts sold.
- (b) Write down the number of taupe coloured t-shirts sold.


The bar chart gives information about which type of animal some competition winners look after when they are zoo keepers for a day.



- (c) Write down the number of competition winners who are lion keepers for the day.

5. Anisa has work experience in a clothes shop for a week.
 She records the colours of the t-shirts that are sold during the week.
 The pictogram shows the numbers of black, white and taupe t-shirts sold that week.

Black	
White	
Taupe	
Sunshine	
Twilight	

Key  represents 4 t-shirts

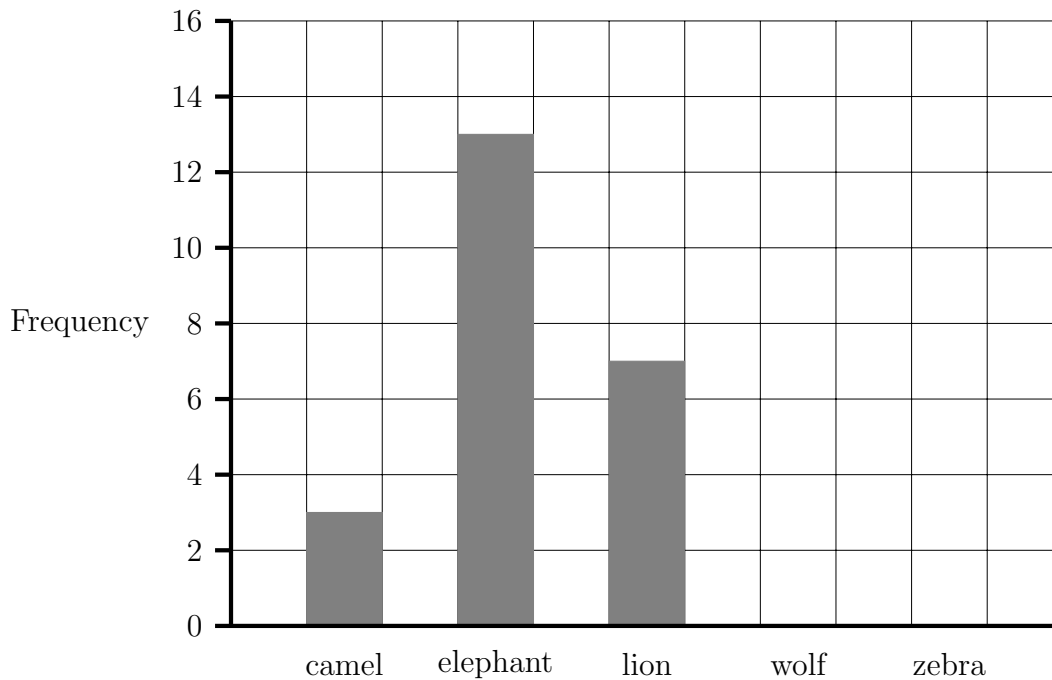
There were 10 sunshine coloured t-shirts sold that week.

(a) Show this on the pictogram.

There were 13 twilight coloured t-shirts sold that week.

(b) Show this on the pictogram.

The incomplete bar chart gives information about which type of animal some competition winners look after when they are zoo keepers for a day.



The competition organiser says

“7 of the winners are wolf keepers for the day”

“5 of the winners are zebra keepers for the day”

(c) Use this information to complete the bar chart.

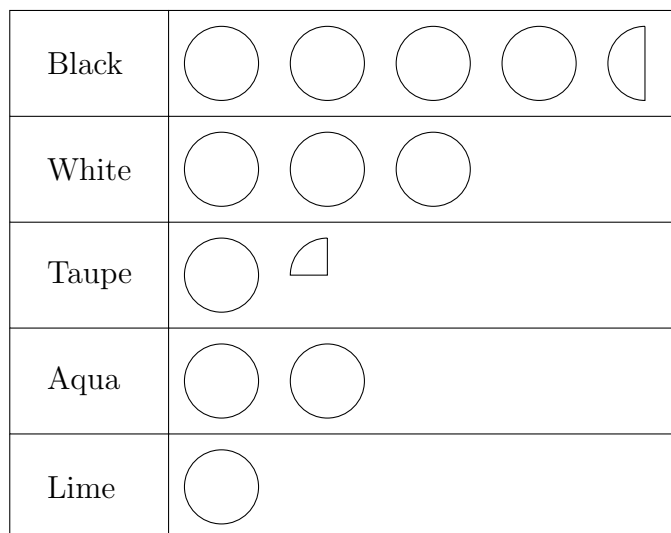
6. Cassie has work experience in a clothes shop for a week.

She records the colours of the t-shirts that are sold during the week.

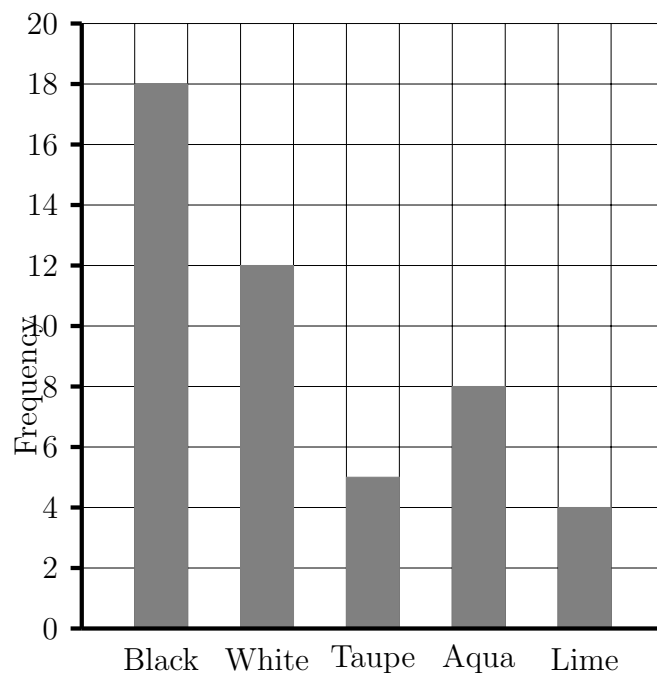
The pictogram shows information about the number of each colour t-shirts sold that week.

{The bar chart ...}

{The table ...}



Key  represents 4 t-shirts



Colour	Frequency
Black	18
White	12
Taupe	5
Aqua	8
Lime	4

- How many less white t-shirts than black t-shirts were sold during the week?
- How many more white t-shirts than taupe t-shirts were sold during the week?
- Some colours of t-shirt had sales of more than 10 items last week.
Which colours?
- Exactly 12 of one colour of t-shirt was sold last week.
Which colour?
- How many t-shirts were sold last week?
- What fraction of the t-shirts sold were aqua coloured?