


1. Here is a rectangle.

Diagram NOT
accurately drawn



2.8 cm

6.7 cm

Work out the perimeter of the rectangle.

..... cm

2. Here is diagram of a piece of forest land, which is in the shape of a rectangle.

3.9 km




Diagram NOT
accurately drawn

15.7 km

Work out the perimeter of the forest land.

..... km

perimeter (7) Answers 1) 19 2) 39.2 3) 1480 4) 235.2

1. Here is a rectangle.

Diagram NOT
accurately drawn



2.8 cm

6.7 cm

Work out the perimeter of the rectangle.

..... cm

2. Here is diagram of a piece of forest land, which is in the shape of a rectangle.

3.9 km



Diagram NOT
accurately drawn

15.7 km

Work out the perimeter of the forest land.

..... km

3. Work out the perimeter of this rectangle.



260 cm

Diagram NOT accurately drawn

480 cm

..... cm

4. Here is a diagram of a fish pond.

The fish pond is in the shape of a rectangle.



64 cm

Diagram NOT accurately drawn

53.6 cm

Work out the perimeter of the fish pond.

..... cm

3. Work out the perimeter of this rectangle.



260 cm


Diagram NOT accurately drawn

480 cm

..... cm

4. Here is a diagram of a fish pond.

The fish pond is in the shape of a rectangle.



64 cm

Diagram NOT accurately drawn

53.6 cm

Work out the perimeter of the fish pond.

..... cm