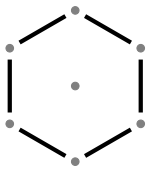
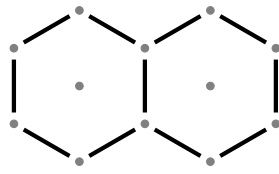


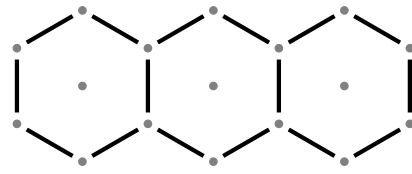
1. Here is part of a sequence of patterns made from sticks.



Pattern number 1

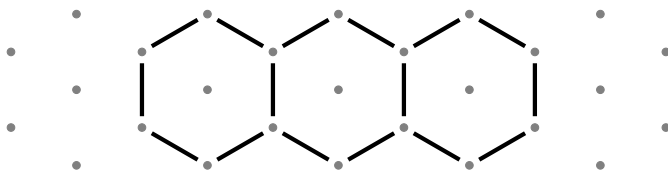


Pattern number 2



Pattern number 3

(a) In the space, below **complete** pattern number 4

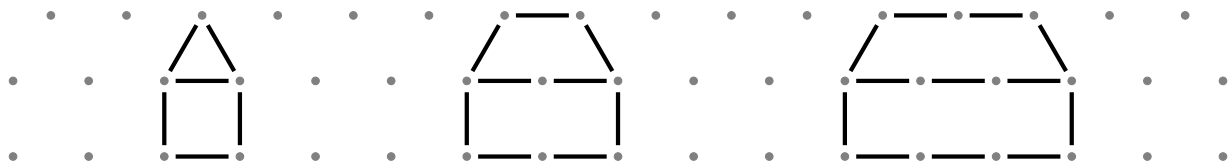


Pattern number ...

(b) Complete the table

Pattern number	1	2	3	4	5
Number of sticks	6	11	16		

2. Here is part of a sequence of patterns made from sticks.




Pattern number 1

Pattern number 2

Pattern number 3

(a) In the space, below draw Pattern number 4

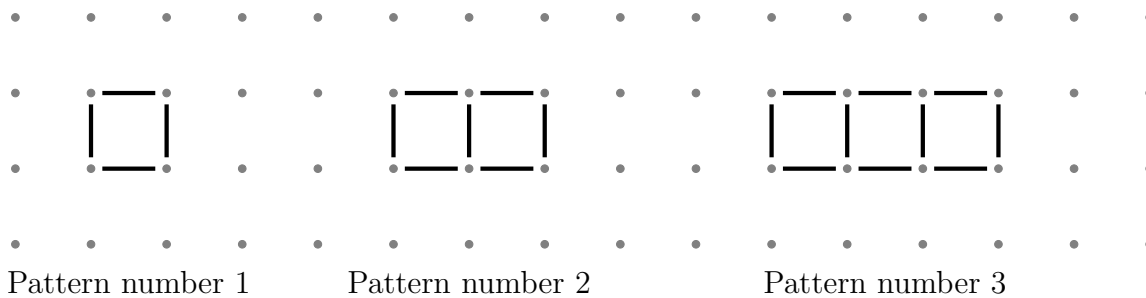


Pattern number 4

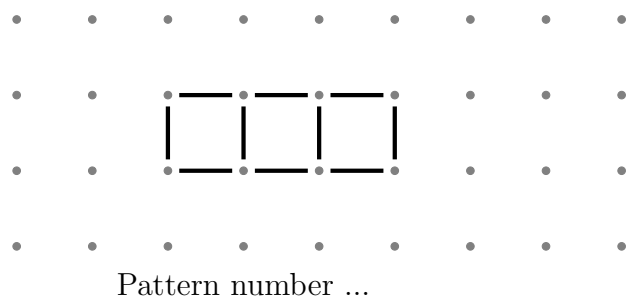
(b) Complete the table

Pattern number	1	2	3	4	5
Number of sticks	6	9	12		

3. Here is part of a sequence of patterns made from sticks.



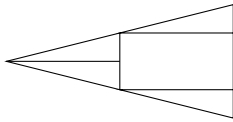
(a) In the space, below draw Pattern number 4



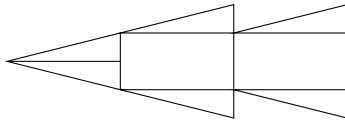
(b) Complete the table

Pattern number	1	2	3	4	5
Number of sticks	4	7	10		

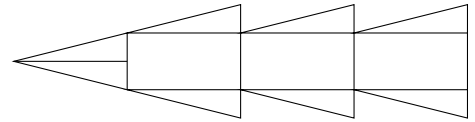
4. Here is part of a sequence of patterns made from rectangles and triangles.



Pattern number 1



Pattern number 2



Pattern number 3

(a) In the space, below draw Pattern number 4

(b) Complete the table

Pattern number	1	2	3	4	5
Number of triangles	4	6	8		

Answers

1. (a) 4 hexagons joined together
(b) 21, 26
2. (a) “house” with 3 sticks on top of roof, 4 sticks in the middle and 4 sticks on the ground, one vertical stick either side for the “walls” and one sloping stick either side for the “roof” sides
(b) 15, 18
3. (a) 4 squares joined together
(b) 13, 16
4. (a) large “arrow head” with 3 “tail feathers” or 2 small triangles with 4 “tail feathers”
(b) 10, 12