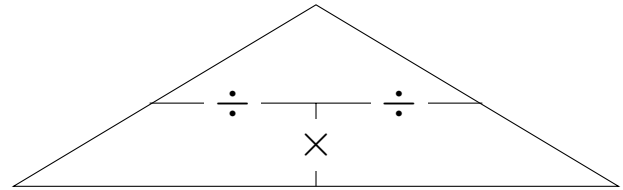
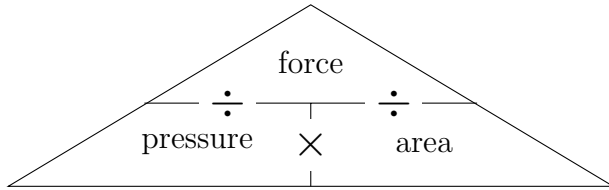


1. Here are two proportional formula triangles



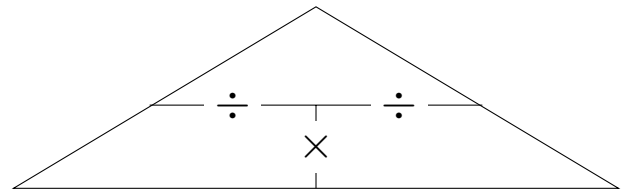
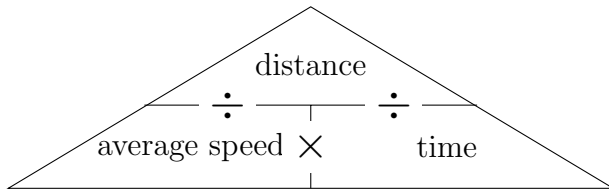
Calculate the pressure on a fence panel in a violent storm when

area = 3.24 m²

force = 1036.8 N

..... N/m²

2. Here are two proportional formula triangles



Calculate the distance travelled on an intercity train

average speed = 195 kmph

time = 7 hours

..... km

Answers

1. 320
2. 1365