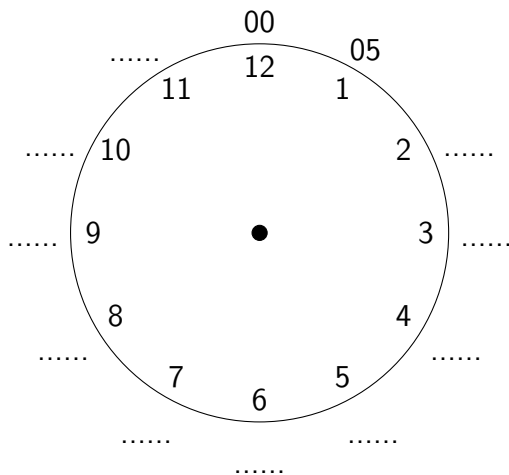


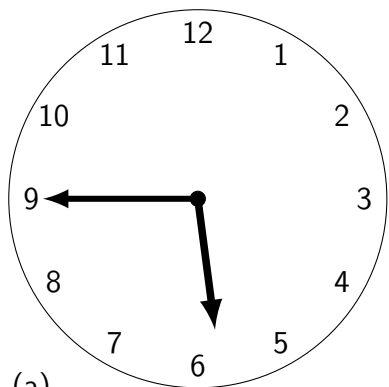
1. Complete these multiples of 5 for the minutes on a clock face.

00	05	... 0	... 5	... 0	... 5	... 0	... 5	... 0	... 5	... 0	... 5
----	----	-------	-------	-------	-------	-------	-------	-------	-------	-------	-------

2. Complete the minutes on the outside of this clock face.

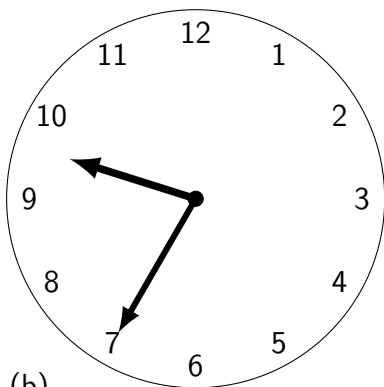


3. Under each clock face write the time on the digital clock.



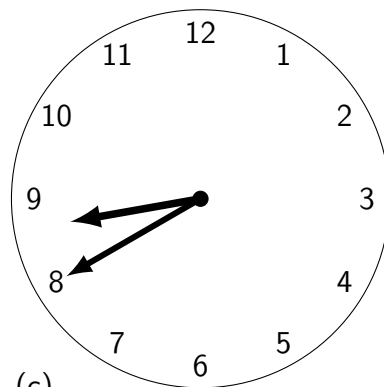
(a)

• p.m.



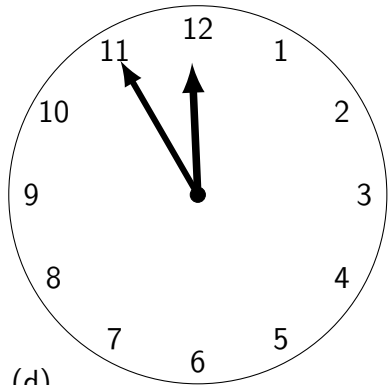
(b)

• p.m.



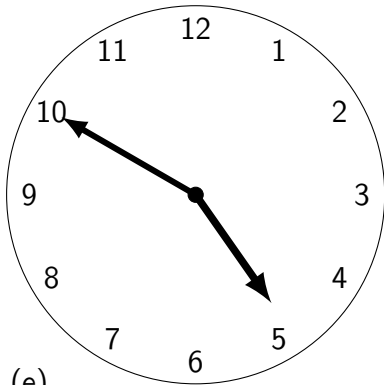
(c)

• a.m.



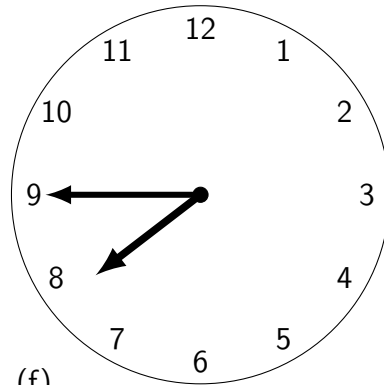
(d)

• a.m.



(e)

• p.m.



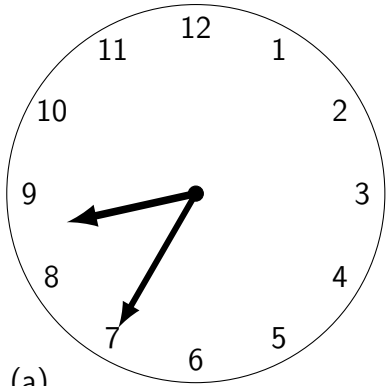
(f)

• p.m.

4. Complete these multiples of 5 for the minutes on a clock face.

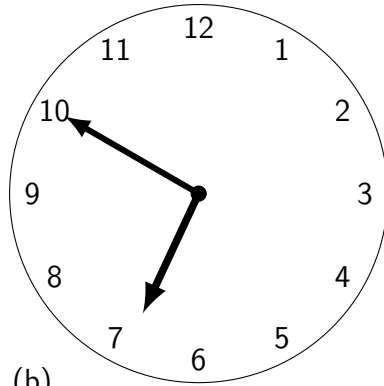
00	05	1...	1...	2...	2...	3...	3...	4...	4...	5...	5...
----	----	------	------	------	------	------	------	------	------	------	------

5. Under each clock face write the time on the digital clock.



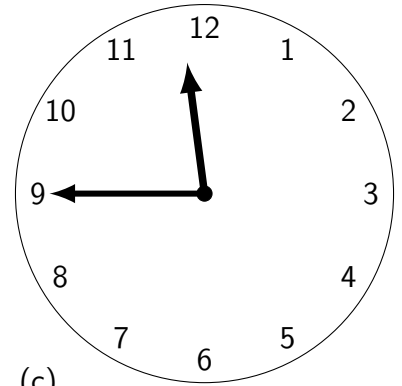
(a)

□	□	□	□	• a.m.
□	□	□	□	



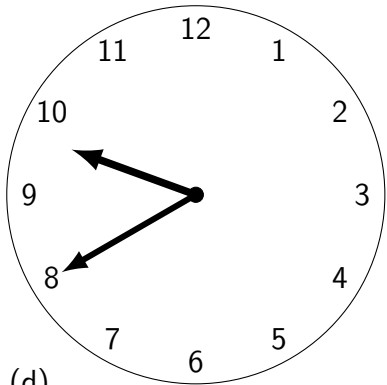
(b)

□	□	□	□	• p.m.
□	□	□	□	



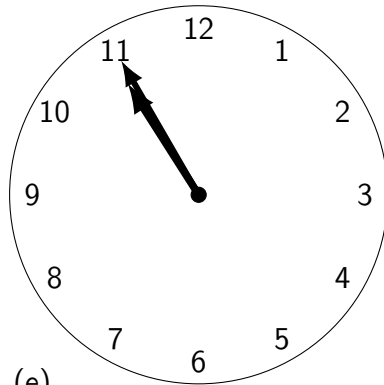
(c)

□	□	□	□	• a.m.
□	□	□	□	



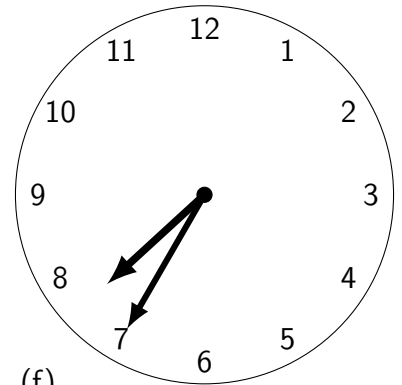
(d)

□	□	□	□	• a.m.
□	□	□	□	



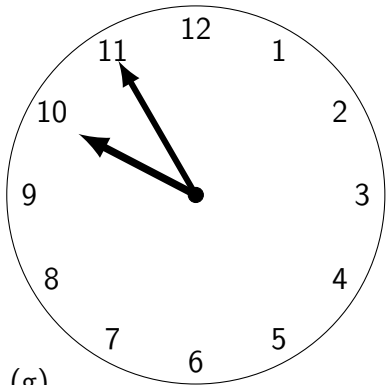
(e)

□	□	□	□	• a.m.
□	□	□	□	



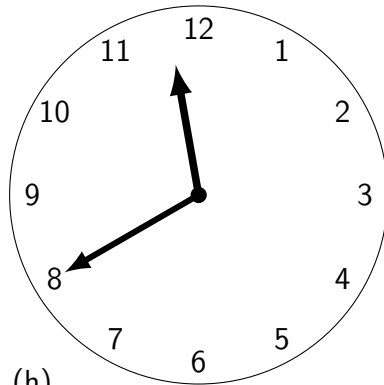
(f)

□	□	□	□	• p.m.
□	□	□	□	



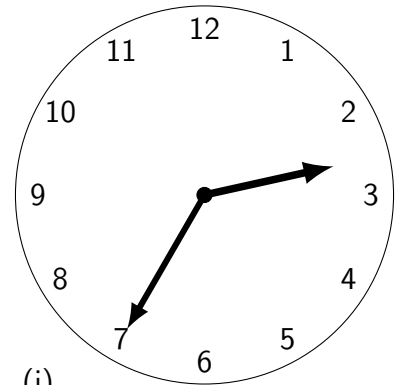
(g)

□	□	□	□	• p.m.
□	□	□	□	



(h)

□	□	□	□	• a.m.
□	□	□	□	



(i)

□	□	□	□	• p.m.
□	□	□	□	