

1. Nomedra has not finished the table of values or drawing the line $y = 3x - 2$

x	-2	-1	0	1	2	3	4	5
y	-8	-5	-2	1	4	7		

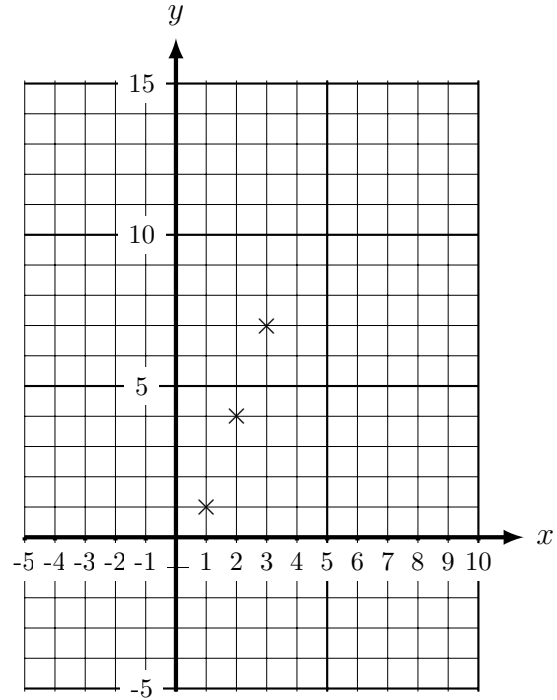
\checkmark \checkmark \checkmark \uparrow \uparrow

The teacher said well done Nomedra:

- the values in the table are correct
- 3 points on the graph are correct

Finish this question for Nomedra:

- draw the line $y = 3x - 2$
- complete the table of values



2. (a) Complete the table of values for $y = 4x + 3$

x	-2	-1	0	1	2	3
y	-5	-1	3	7	11	

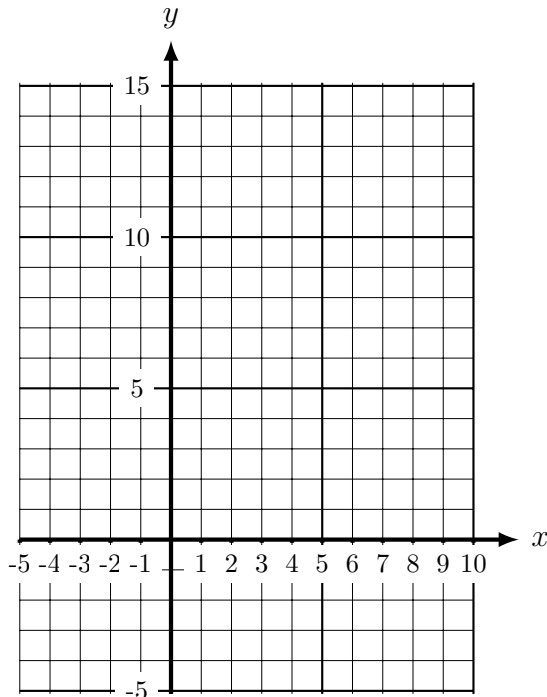
Hint (a) continue this sequence \rightarrow

\times \times \times \uparrow \uparrow \uparrow

Hint (b) ignore the 0 and negatives, ...

plot the easiest points first

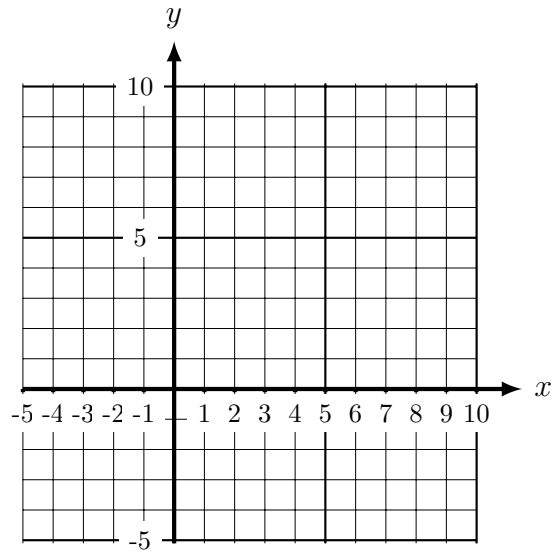
(b) On the grid, draw the line $y = 4x + 3$, for values of x from -2 to 3.



3. (a) Complete the table of values for drawing the line $y = x$

(b) On the grid, draw the line $y = x$, for values of x from 0 to 10.

x	0	1	2	3	4	5	6	7
y	0	1	2	3				
	×	✓	✓	✓	↑	↑	↑	↑



Key of hints:

× ignore the 0 and negatives

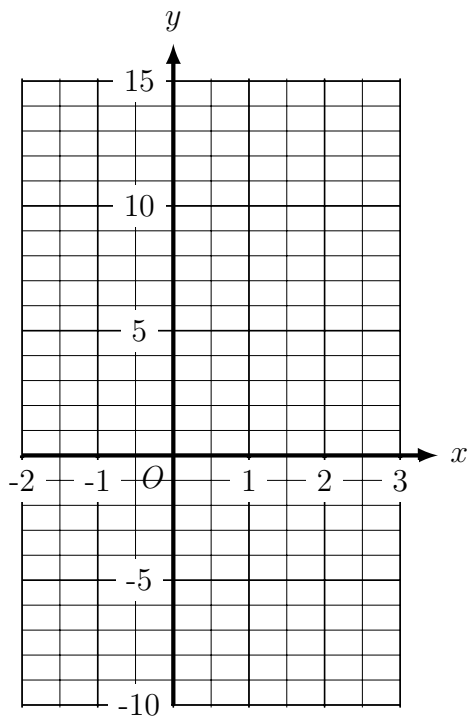
✓ plot the easiest points first

↑ fill in the missing values

4. (a) Complete the table of values for $y = 3x - 2$

x	-2	-1	0	1	2	3
y			-2	1		

(b) On the grid, draw the line $y = 3x - 2$, for values of x from -2 to 3.



5. This example shows the cover up method to find two points on the line $y = 3x + 5$

$$y = 3x + 5$$

the line

$$y = \text{☐} + 5$$

when $x = 0$

$$y = 3\text{▲} + 5$$

when $x = 1$

x	0	1
y	5	8

Complete this table for the line

$$y = 2x + 3$$

x	0	1
y		

6. Carson want to draw the line $y = 2$

(a) Help Carson by filling in **one** of these tables

x	1	2	3
y			

or

x			
y	1	2	3

(b) Complete this table for the line $y = x$

x	1	2	3
y			

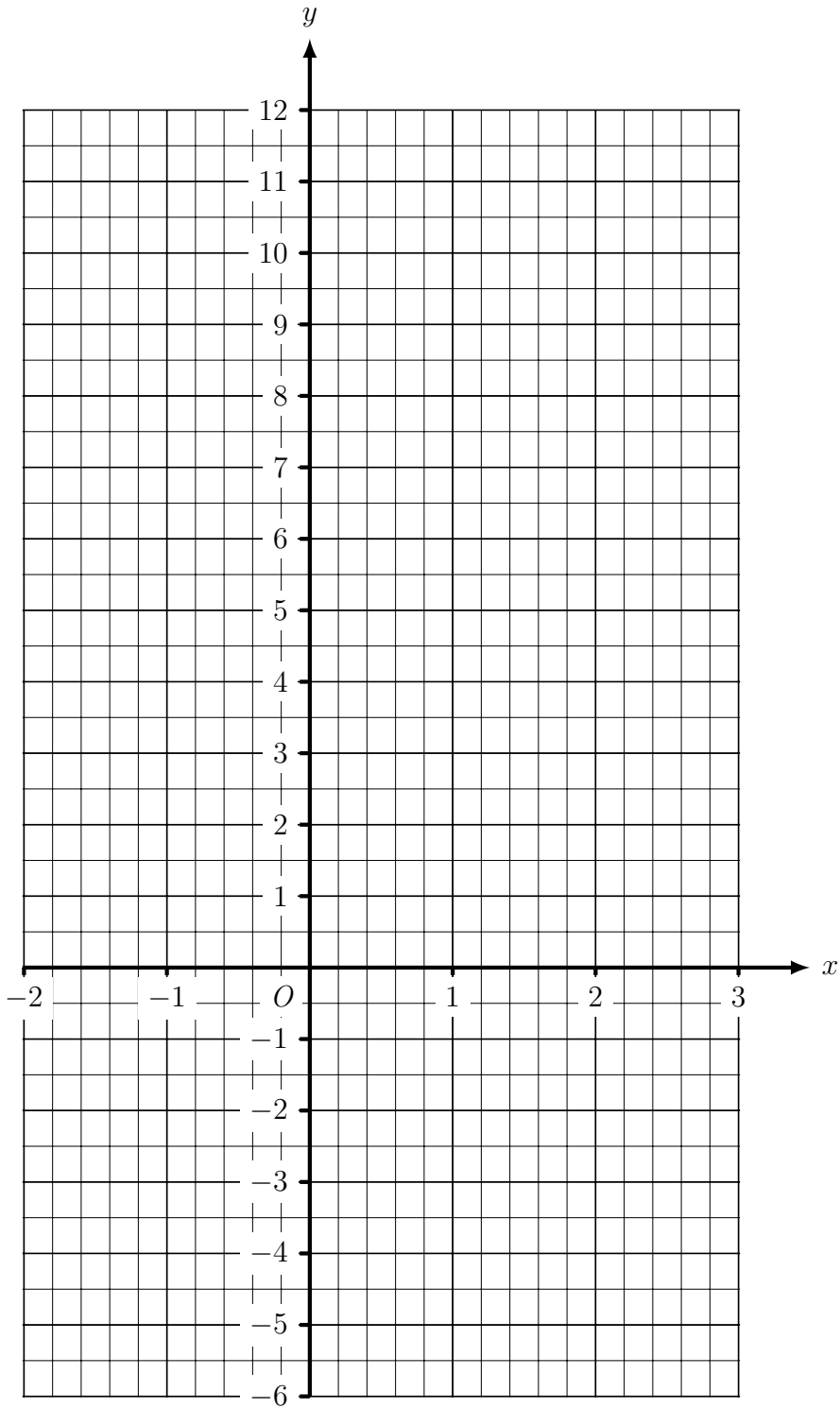
(c) Complete this table for the line $y = -x$

x	1	2	3
y			

(d) Complete this table for the line $x + y = 7$

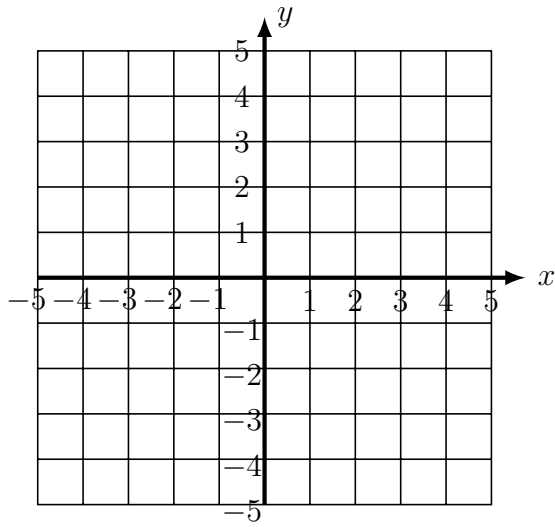
x	1	2	3
y			

7. On the grid, draw the line $y = 2x + 5$, for values of x from -2 to 3 .

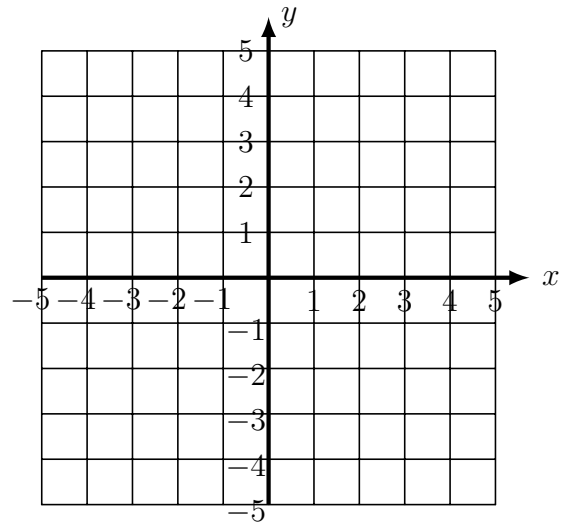


8. On the grids below draw the lines

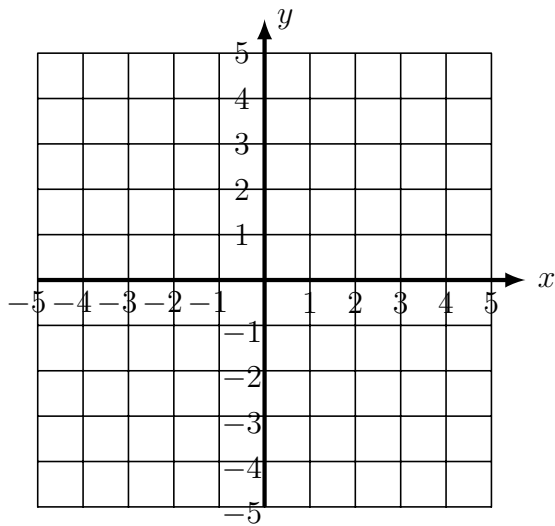
(a) $y = x$



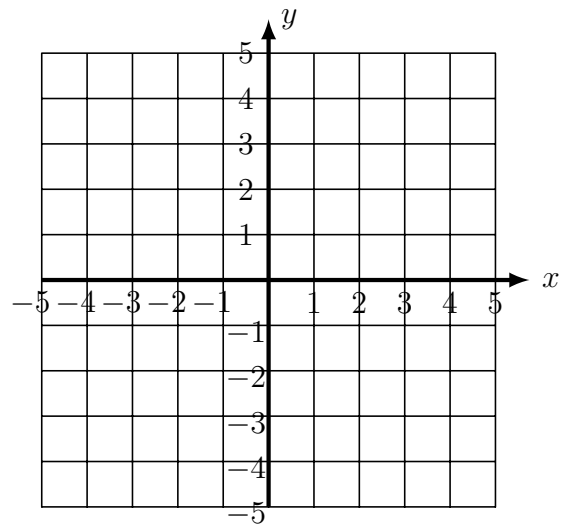
(b) $y = -x$



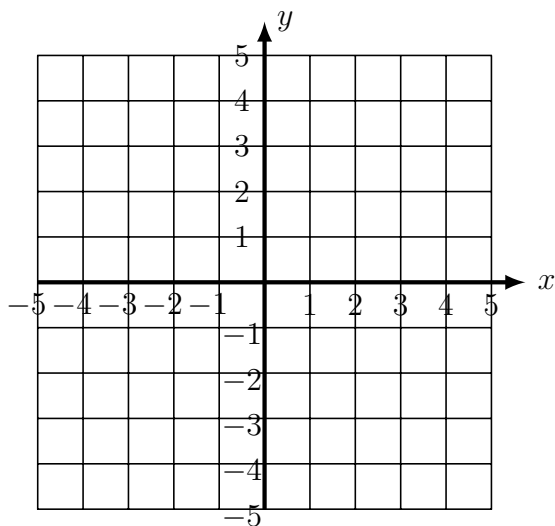
(c) $y = 3$



(d) $x = -2$



(e) $x + y = 8$



this is a spare graph in case of errors

