

1. (a) Complete the table of values for  $y = 2x + 7$

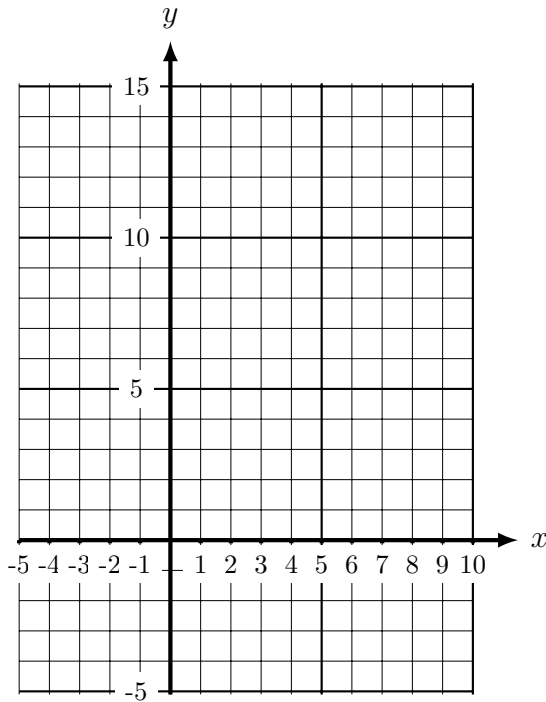
x	-2	-1	0	1	2	3
y	3	5	7			

Hint (a) continue this sequence →

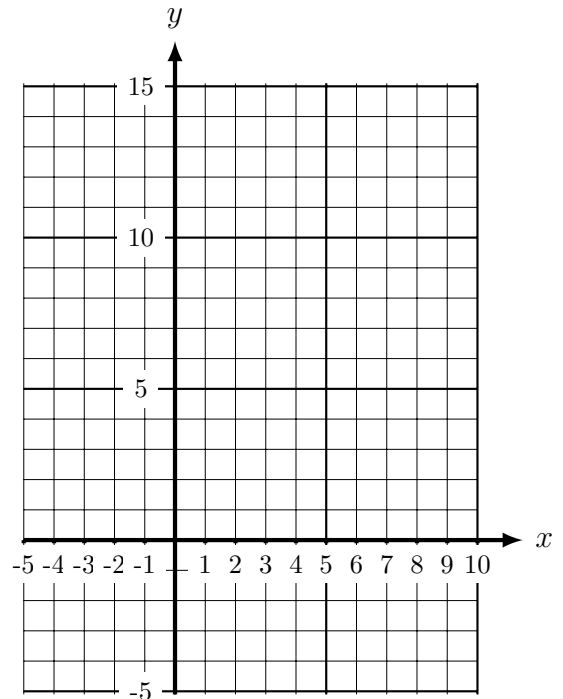
× × × ↑ ↑ ↑

Hint (b) ignore the 0 and negatives, ... plot the easiest points first

(b) On the grid, below left, draw the line  $y = 2x + 7$ , for values of x from -2 to 3.



grid for Q1:  $y = 2x + 7$



grid for Q2:  $y = 4x - 3$

2. (a) Complete the table of values for  $y = 4x - 3$

x	-1	0	1	2	3	4
y	-7	-3	1	5	9	

Hint (a) continue this sequence →

× × ↑ ↑ ↑ ↑

Hint (b) ignore the 0 and negatives, ... plot the easiest points first

(b) On the grid, above right, draw the line  $y = 4x - 3$ , for values of x from -1 to 4.

Turn over for more questions and answers

3. (a) Complete the table of values for  $y = 3x + 5$

x	-2	-1	0	1	2	3
y	-1	2	5	8		

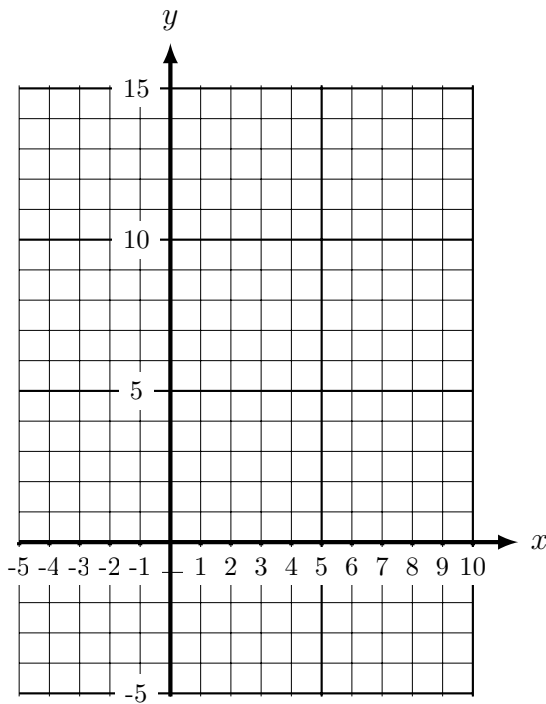
Hint (a) continue this sequence →

× × × ↑ ↑ ↑

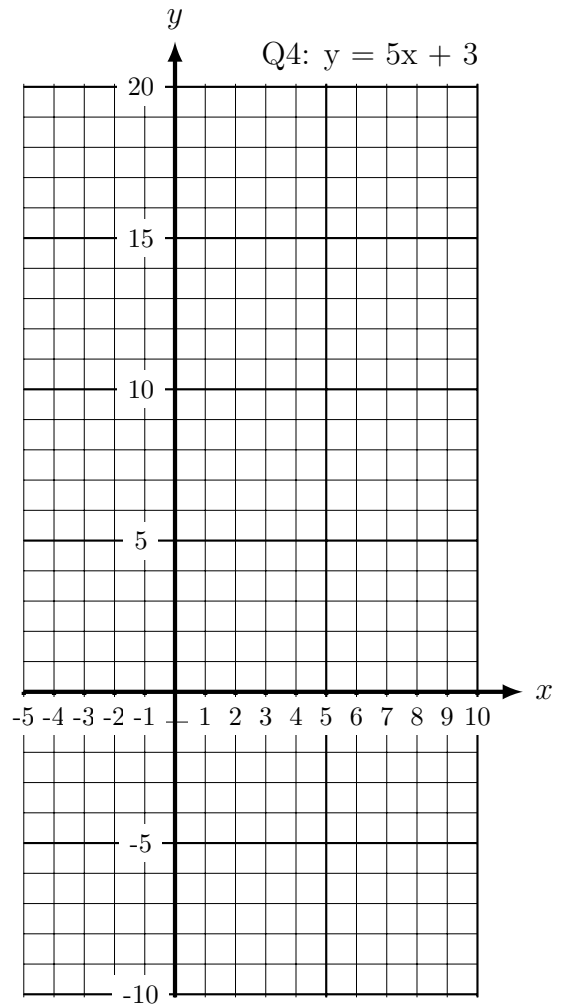
Hint (b) ignore the 0 and negatives, ...

plot the easiest points first

(b) On the grid, below left, draw the line  $y = 3x + 5$ , for values of x from -2 to 3.



grid for Q3:  $y = 3x + 5$



4. (a) Complete the table of values for  $y = 5x + 4$

grid for Q4 ↑  $y = 5x + 4$

x	-2	-1	0	1	2	3
y	-6	-1	4	9		

Hint (a) continue this sequence →

× × × ↑ ↑ ↑

Hint (b) ignore the 0 and negatives, ...

plot the easiest points first

(b) On the grid, above right, draw the line  $y = 5x + 3$ , for values of x from -2 to 3.

algebra Graph (2) Answers: missing values Q1. 9, 11, 13 Q2. 13 Q3. 11, 14 Q4. 14, 19

Your teacher will check your lines go (more or less) through Q1 (-2, 3) to (3, 13)

Q2 (-1, -7) to (4, 13) Q3 (-2, -4) to (3, 11) Q4 (-2, -6) to (3, 19)