

1. Here is a square.

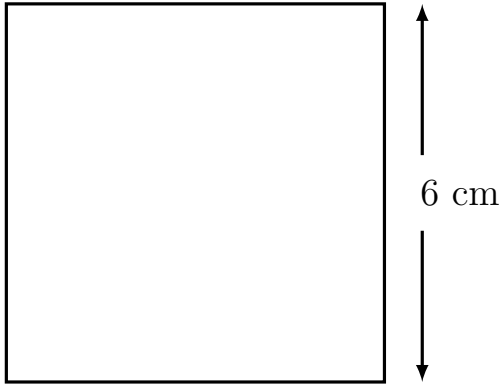


Diagram NOT
accurately drawn

Work out the area of the square.

..... cm^2

2. Here is a square.

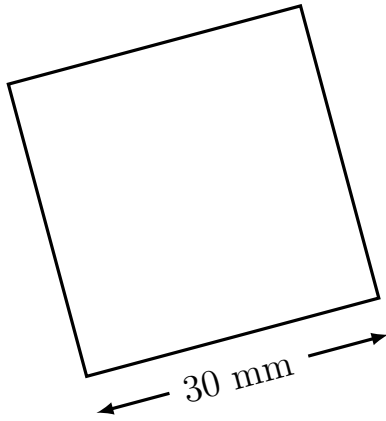


Diagram NOT
accurately drawn

Work out the area of the square.

..... mm^2

3. A square has side length 50 cm

Work out the area of the square.

..... cm^2

4. In the diagram $WX = 9$ m

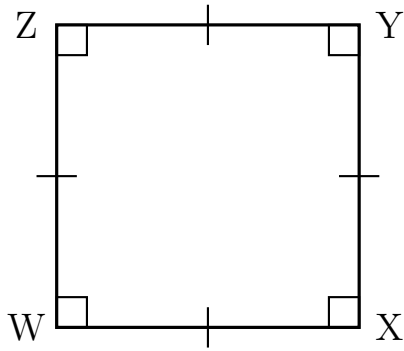


Diagram NOT accurately drawn

Work out the area of WXYZ.

..... m^2

Answers

1. 36 cm^2
2. 900 mm^2
3. $2\,500 \text{ cm}^2$
4. 81 m^2