

1. Here is a square.




Diagram NOT accurately drawn

Work out the area of the square.

..... mm²

2. In the diagram $FG = 8$ km

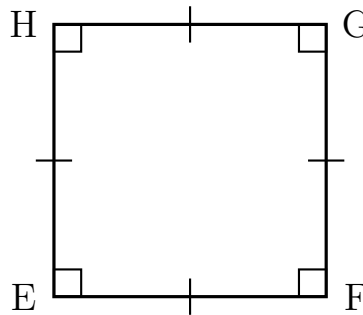


Diagram NOT accurately drawn

Work out the area of EFGH.

..... km²

shapeSkillsYC (3) Answers 1) 1156 2) 64 3) 2 500 4) 37.21

1. Here is a square.




Diagram NOT accurately drawn

Work out the area of the square.

..... mm²

2. In the diagram $FG = 8$ km

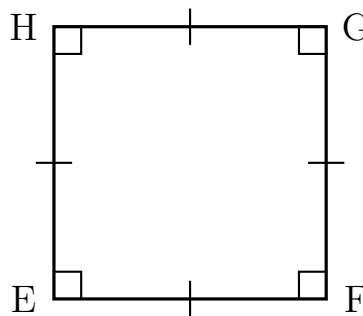


Diagram NOT accurately drawn

Work out the area of EFGH.

..... km²

- 3. A square has side length 50 cm
Work out the area of the square.

..... cm²

- 4. Here is a square.

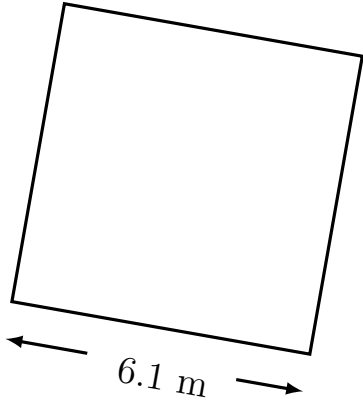


Diagram NOT accurately drawn

Work out the area of the square.

..... m²

- 3. A square has side length 50 cm
Work out the area of the square.

..... cm²

- 4. Here is a square.

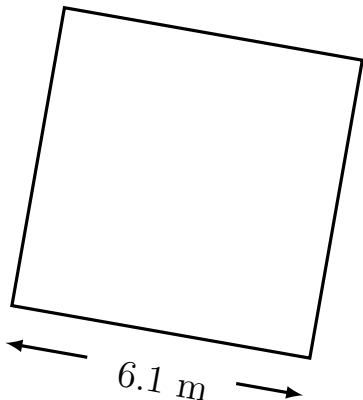


Diagram NOT accurately drawn

Work out the area of the square.

..... m²