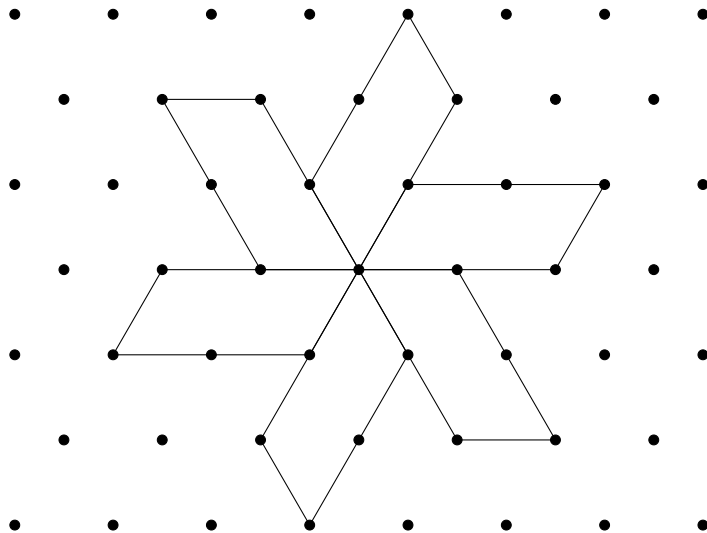


1. Here is a design made up of 6 parallelograms.

The area of each of the whole design is 72 cm^2 .



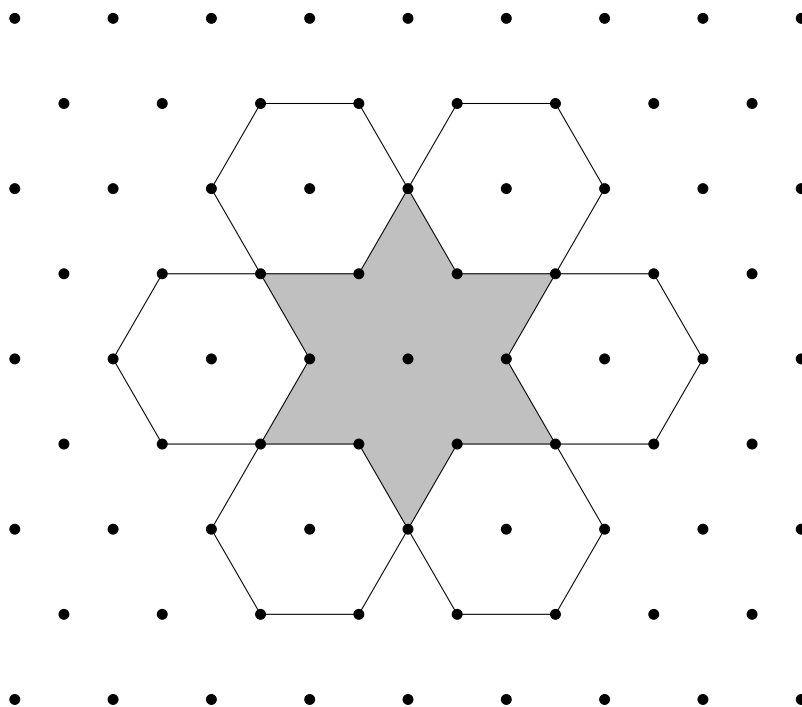
Work out the area of one of the parallelograms.

..... cm^2

2. Here is a snowflake design.

The design is made up of 6 hexagons and 1 star shape.

The area of the star shape is 36 cm^2 .



Work out the area of one of the hexagons.

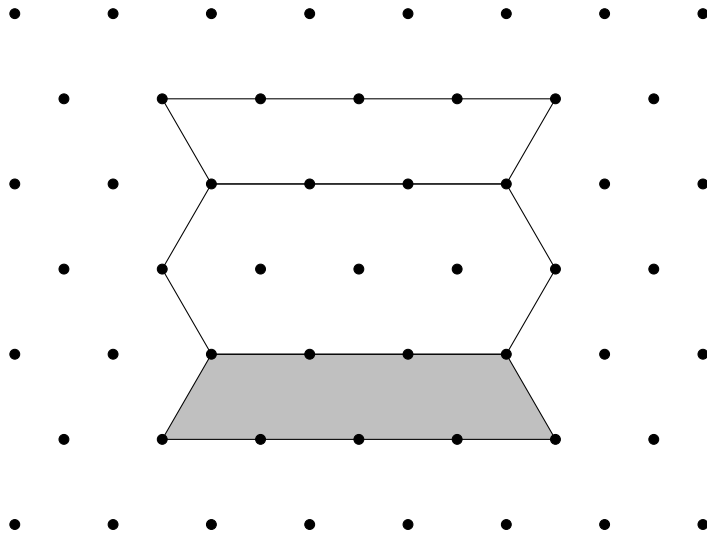
..... cm^2

Turn over for more questions and all the answers.

3. Here is a design.

The design is made up of a hexagon and 2 trapeziums.

The area of the hexagon is 84 cm^2 .



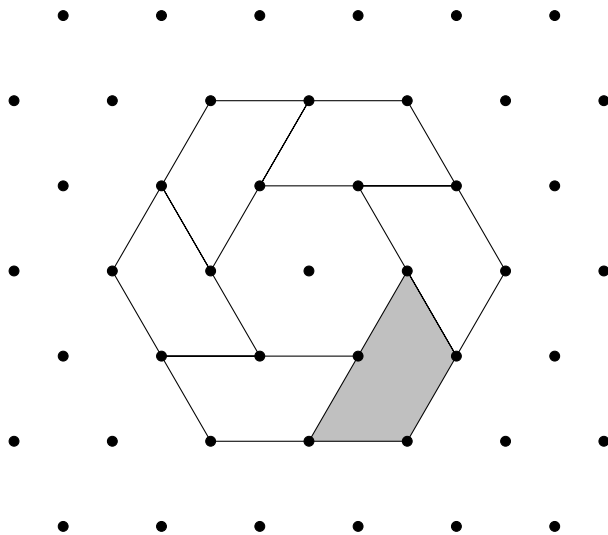
Work out the area of the shaded trapezium.

..... cm^2

4. Here is a large hexagon.

The large hexagon is made up of a smaller hexagon and 6 trapeziums.

The area of the large hexagon is 120 cm^2 .



Work out the area of the shaded trapezium.

..... cm^2

Answers 1) 12 2) 18 3) 42 4) 15