

1. Here is a square.




Diagram NOT accurately drawn

Work out the area of the square.

..... mm^2

2. In the diagram $FG = 8$ km

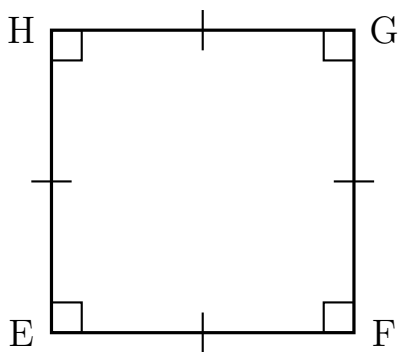


Diagram NOT accurately drawn

Work out the area of EFGH.

..... km^2

3. A square has side length 50 cm

Work out the area of the square.

..... cm^2

4. Here is a square.

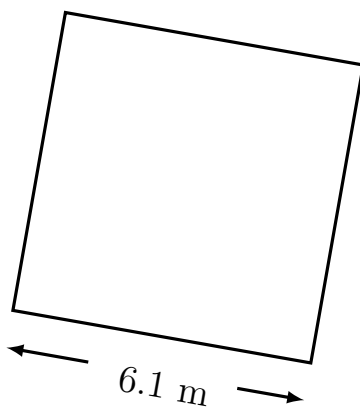


Diagram NOT accurately drawn

Work out the area of the square.

..... m^2

Answers 1) 1156 2) 64 3) 2 500 4) 37.21