

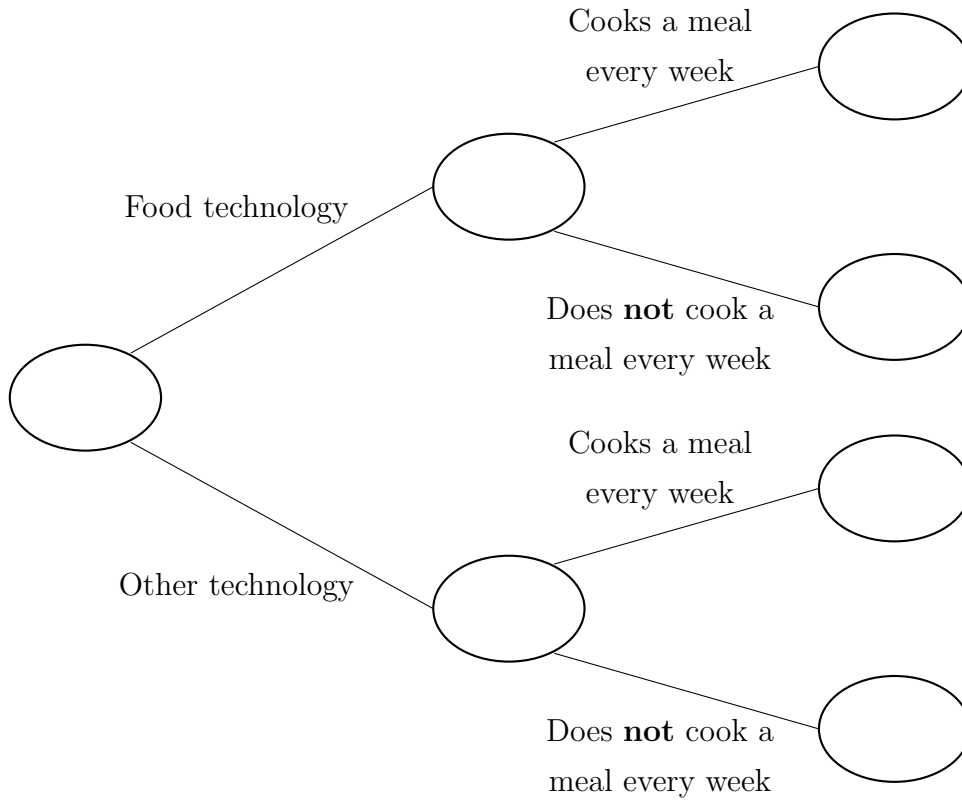
1. 100 students study technology in year 9.

24 of these students study food technology.

13 of the students who study food technology make a meal every week for their family.

32 of the students who study another technology make a meal every week for their family.

Use this information to complete the frequency tree.



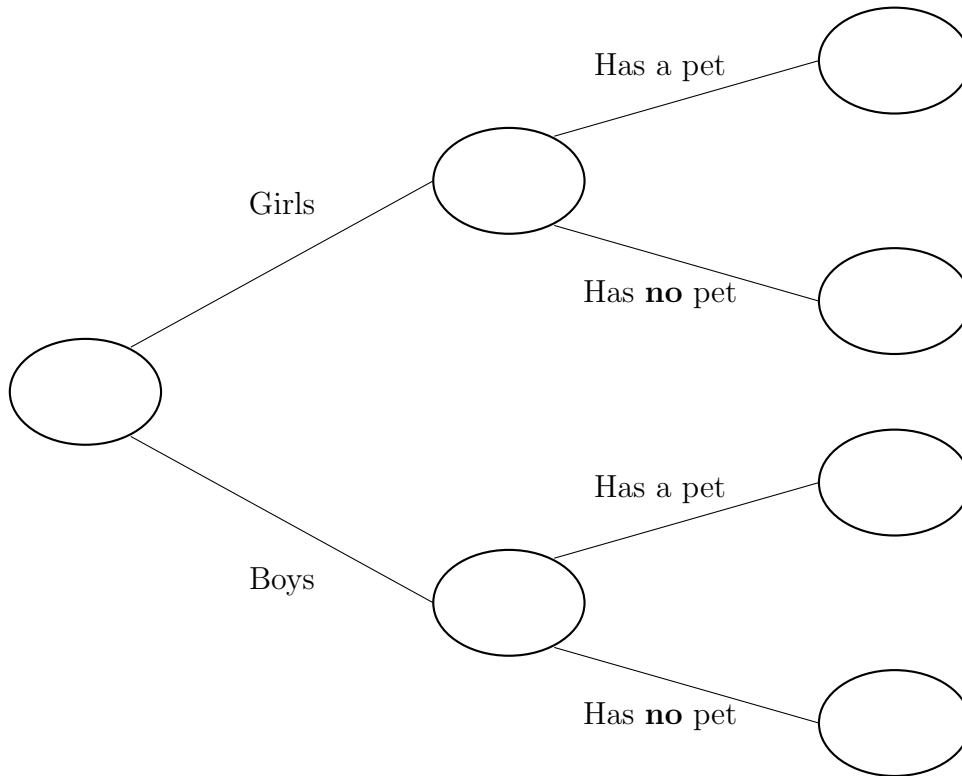
2. There are 30 students in a form group.

16 of the form group are boys.

9 of the boys do have a pet.

8 of the girls do **not** have a pet.

Use this information to complete the frequency tree.



3. 80 customers were asked about how they would prefer to be contacted.

56 of the customers were return customers

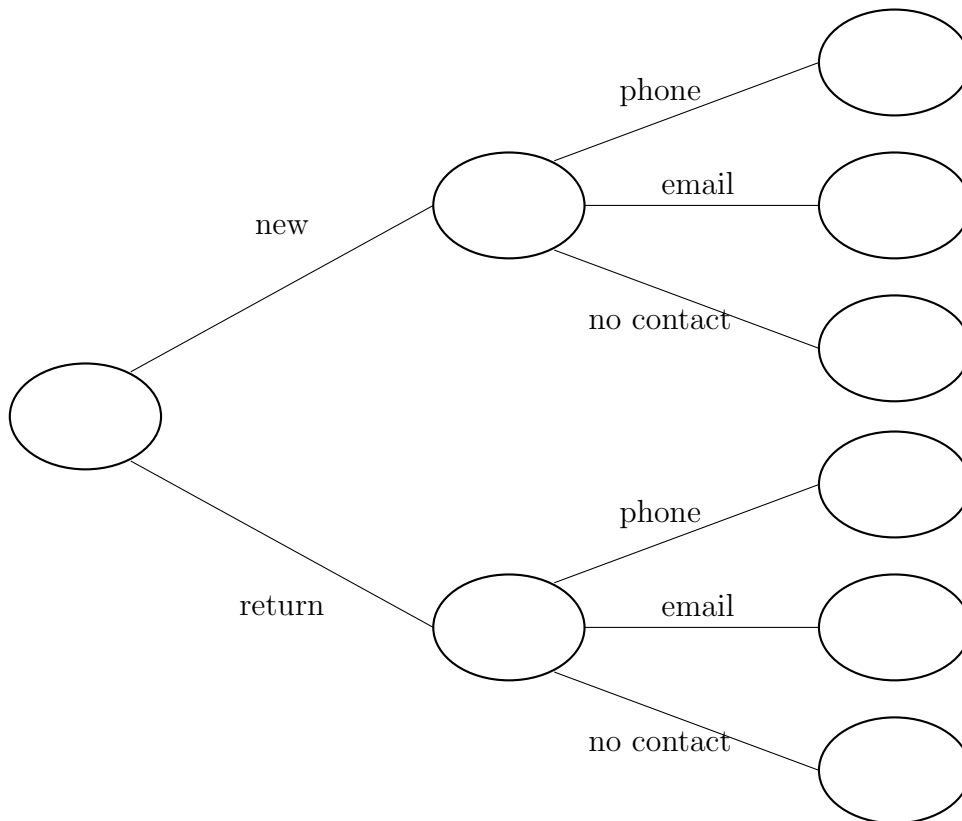
3 new customers prefer phone calls

1 return customer prefers phone calls

14 new customers prefer no contact

24 return customer prefer email

Use this information to complete the frequency tree.



Answers

Q1

13
24
11
100
32
76
44

FYI: 7 correct \rightarrow C3; 4 to 6 correct \rightarrow C2; 1 to 3 correct \rightarrow C1

Q2:

6
14
8
30
9
16
7

FYI: 7 correct \rightarrow C3; 4 to 6 correct \rightarrow C2; 1 to 3 correct \rightarrow C1

Q3:

3
24
14
80
1
56
24
31

FYI: 9 correct \rightarrow C3; 5 to 8 correct \rightarrow C2; 1 to 4 correct \rightarrow C1