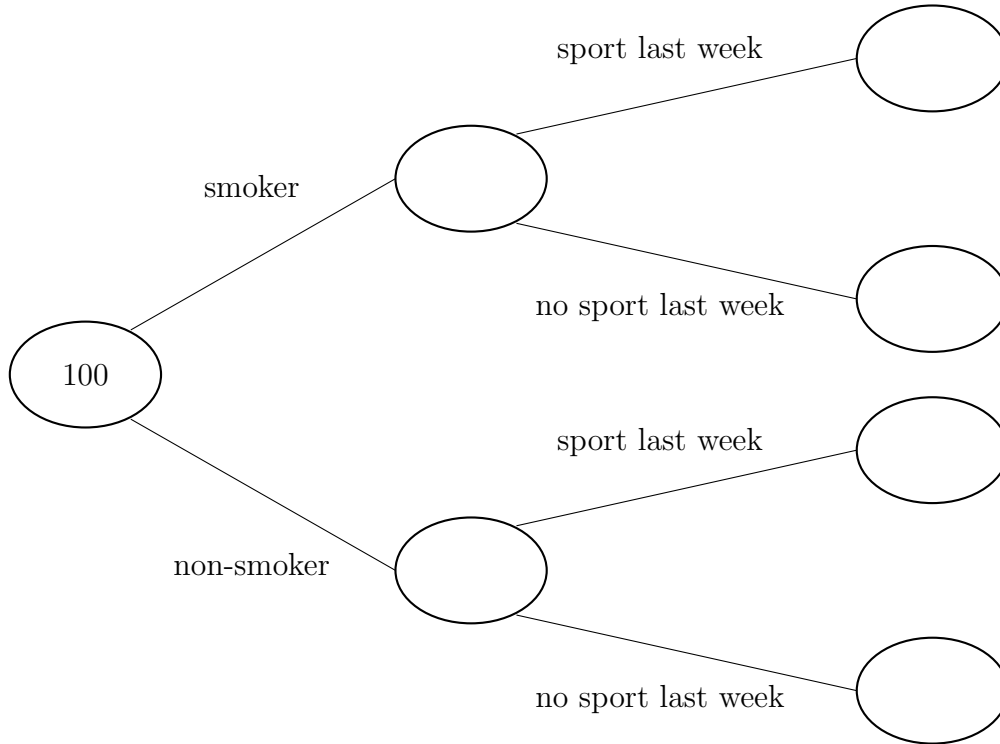
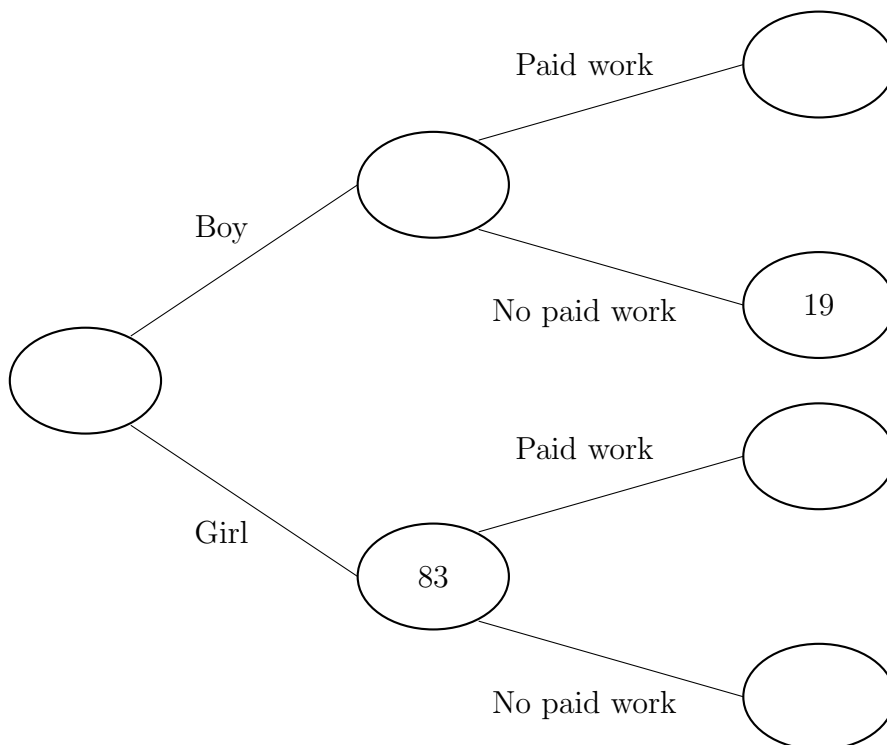


- 100 adults were asked about their sport and smoking habits.  
 12 said they were smokers.  
 24 who said they were non-smokers played sport last week.  
 73 of the adults said they played no sport last week.  
 Use this information to complete the frequency tree.



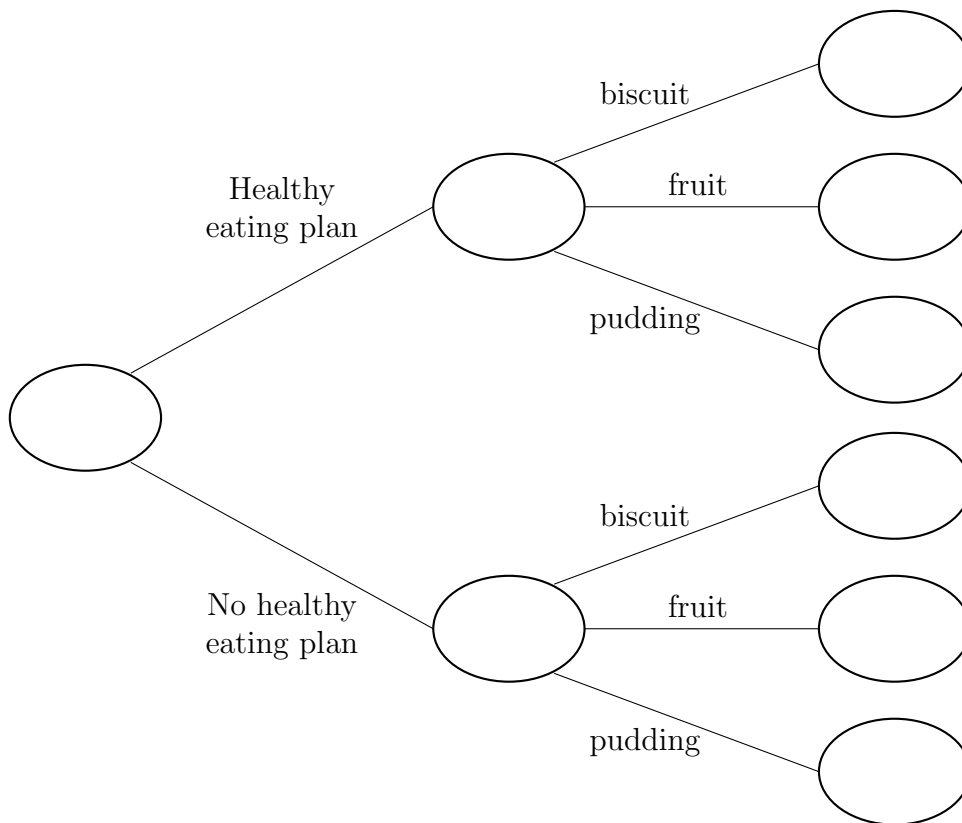
- 140 sixth form students were asked if they did paid work.  
 109 of the sixth form students said they do paid work.  
 Use this information to complete the frequency tree.



turn over

3. 100 students eating the “meal deal” option at school were surveyed one January lunch time.  
 18 of the students **not** following a healthy eating plan chose fruit.  
 3 out of the 18 students who chose the biscuit were following a healthy eating plan.  
 7 out of the 22 students following a healthy eating plan chose the pudding.

Use this information to complete the frequency tree.



Answers

1) smoking

3  
 12  
 9  
 100  
 24  
 88  
 64

2) work

38  
 57  
 19  
 140  
 71  
 83  
 12

3) eating

3  
 22  
 7  
 100  
 15  
 18  
 45