

1. The table shows the manufacturers of cars in a rental company.

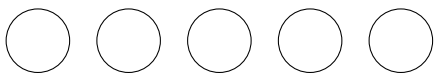
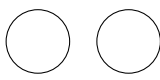
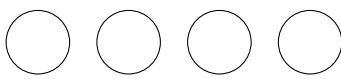

Manufacturer	Frequency
BMW	4
Citroen	2
Fiat	8
Ford	6
VW	4


Write down the mode manufacturer.

1.

2. Aya is doing a bee survey in a park.

The pictogram shows information about the number of each type of bee she sees.

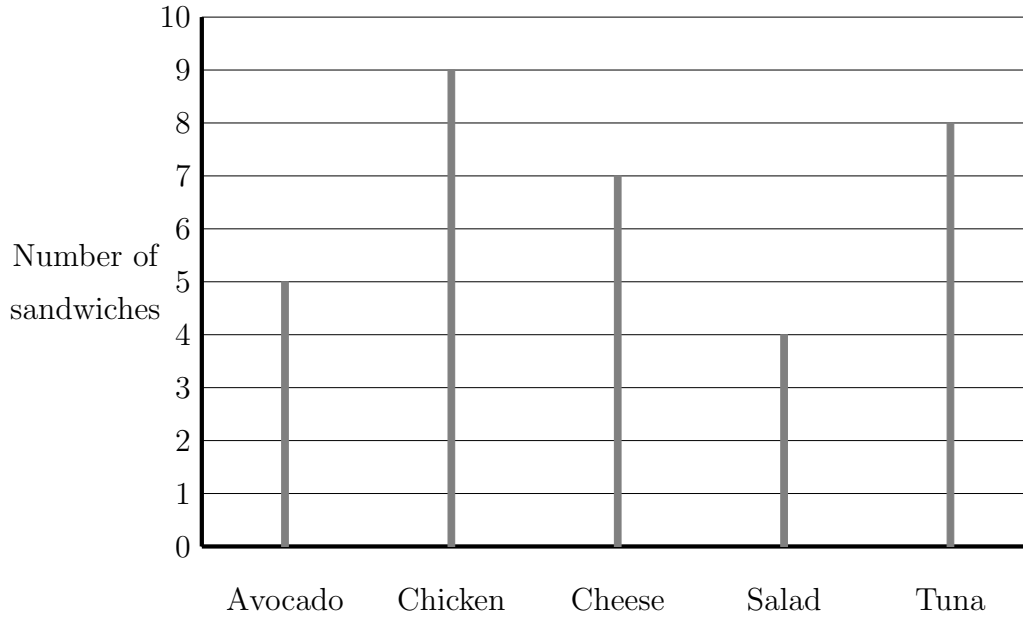
Bumblebee	
Honey bee	
Solitary bee	
Tree bee	

Key  represents 4 bees

Which is the mode bee?

2.

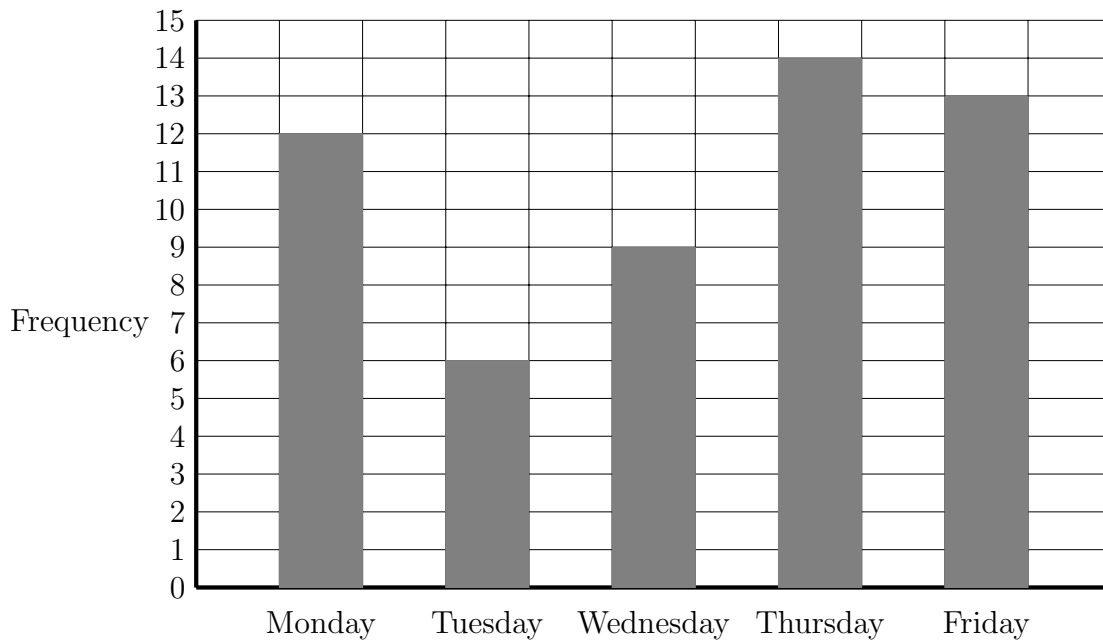
3. This line graph shows the sandwich filling chosen by some people at a “working lunch”.



Which is the mode sandwich filling?

3.

4. The bar chart gives information about customers booked into a garage last week.



Which day is the mode day.

4.

Q1: Fiat

Q2: bumblebee

Q3: chicken

Q4: Thursday