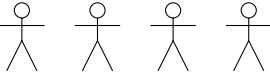



1. 1.

Here is an incomplete pictogram.

It shows the number of customers in a coffee shop at 10 a.m. last bank holiday weekend.

Saturday	
Sunday	
Monday	

Key  represents 2 people

- 2. How many people in the coffee shop on Saturday morning at 10 a.m.?
- 3. There were 10 customers in the coffee shop at 10 a.m. on bank holiday Monday.
Show this on the pictogram.

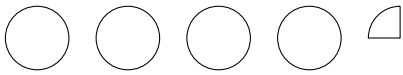
4. 4.

5. How many people in the coffee shop on Sunday morning at 10 a.m.?

6. 6.

7. Here is an incomplete pictogram.

It shows information about the card some artists used to make Valentine's day card.

Pink	
Red	
White	

Key  represents 4 sheets of card

The artists used 22 sheets of red card.

The artists used 7 sheets of white card.

Use the information to complete the pictogram.

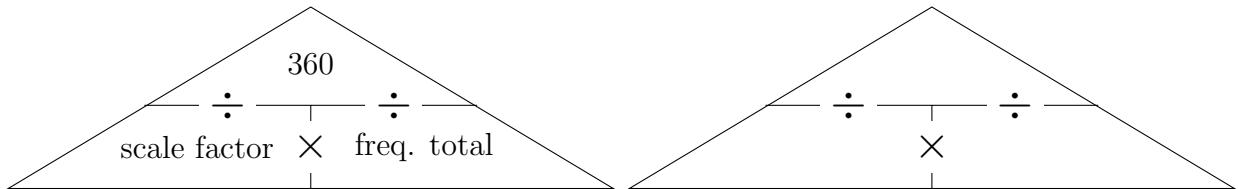
9. 72 people were to name their favourite film genre.

The table shows information about their choices.

Film Genre	frequency	angle	bearing
Action	31		← 000°
Mystery	18		←°
Romance	23		←°
total →		× → 360°	← 360°

Draw an accurate pie chart to show this information.

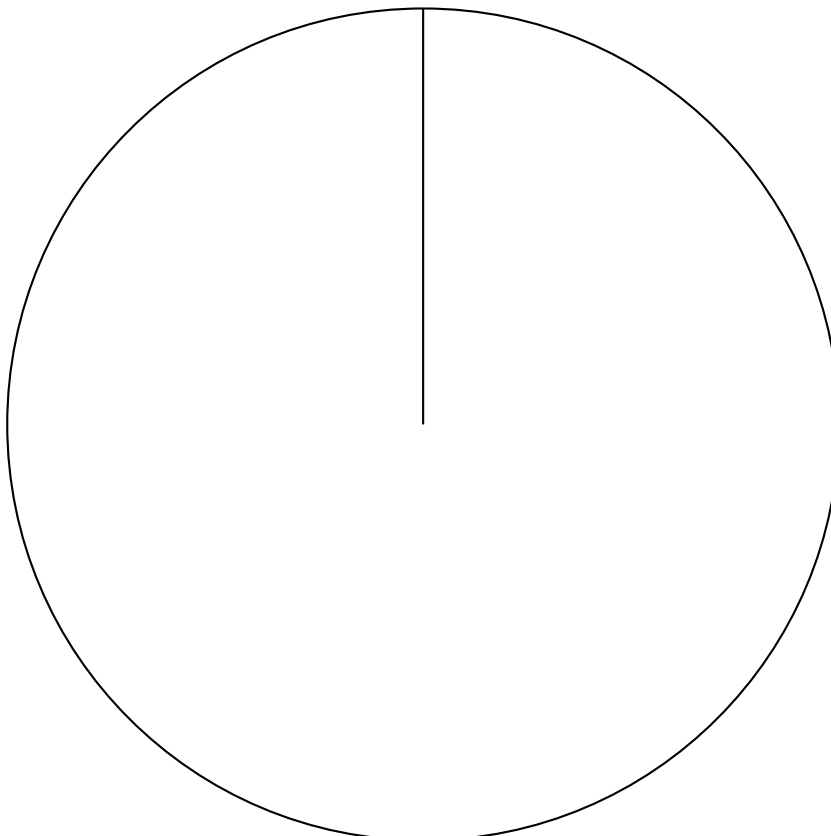
(i) Work out the scale factor. {Use the empty proportional triangle if it helps you.}



(ii) Calculate the angles.

(iii) Calculate the bearings and draw the sectors. {Bearings help with accuracy}

(iv) Label the sectors.



11. Faisal asked his team mates about their first ever pet. {Calculator encouraged}

Here are his results.

Pet	Frequency
Cat	7
Dog	11
Other	4
None	18

Draw an accurate pie chart to show his results.

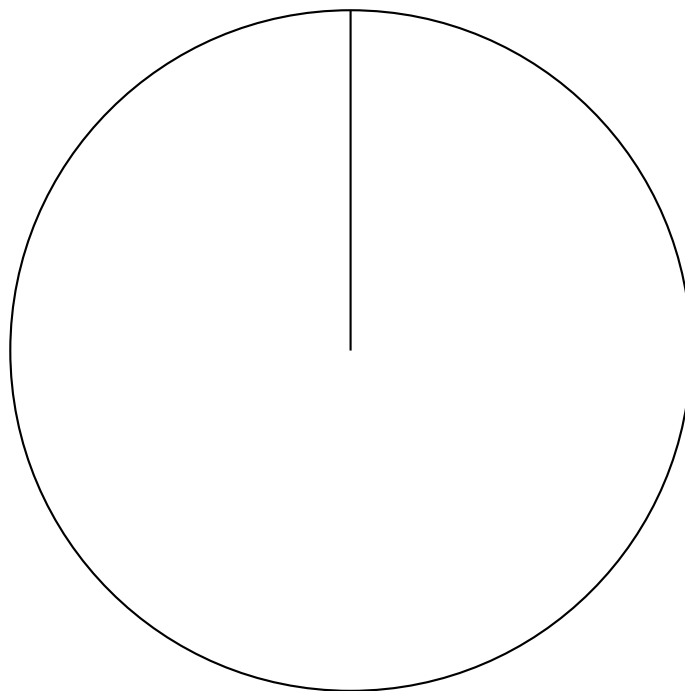
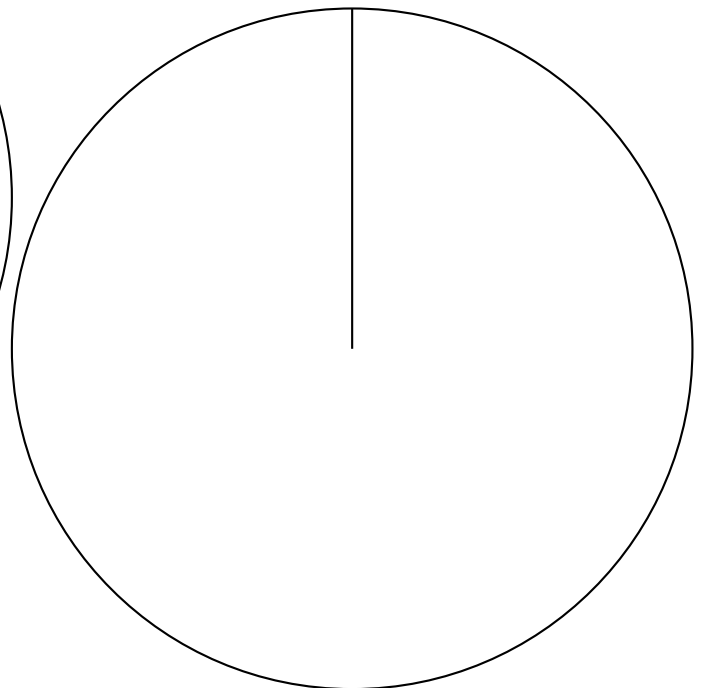


diagram for layer 10

diagram for layer 11



12. Year 10 students had to choose one sport to play. {NO calculator}

The table shows information about their choices.

	Badminton	Basketball	Football	Netball
Frequency	2	4	11	1

Draw an accurate pie chart, above, to show the information in the table.