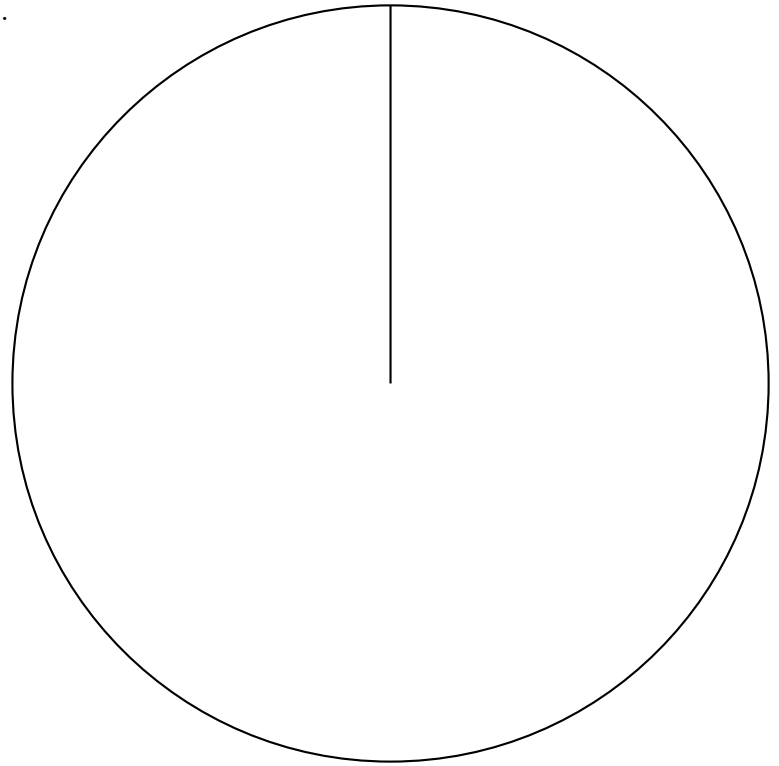


1. A cafe owner records which soup his customers choose.

Draw an accurate pie chart of his results.

Soup	Frequency
Chicken	12
Tomato	19
Vegetable	5



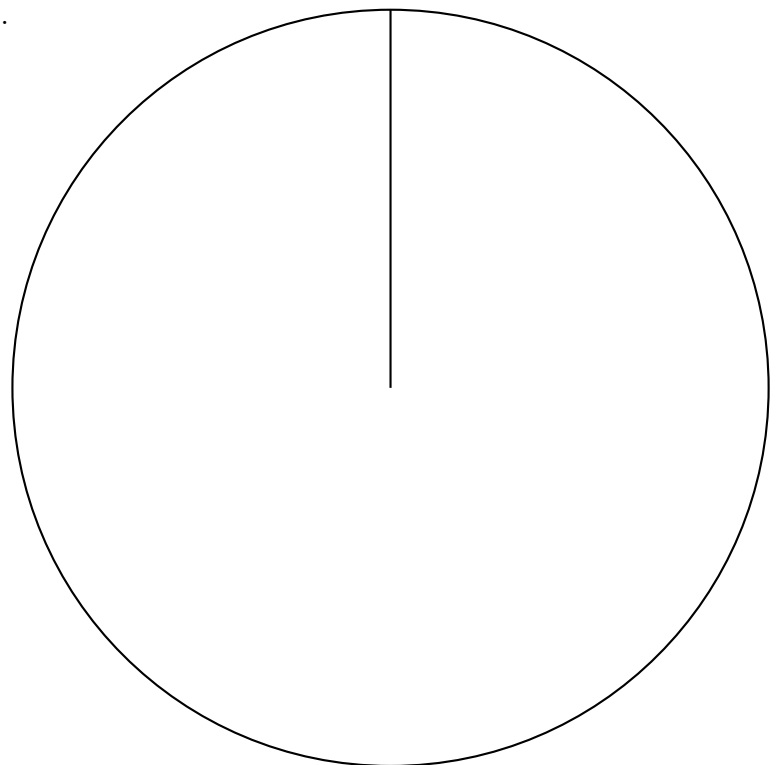
proportionalGraph (9) Answers

1. angles: 120, 190, 50 and bearings: 120, 310 $\pm 2^\circ$ and check sectors are labelled
2. angles: 68, 156, 32, 104 and bearings: 068, 224, 256 $\pm 2^\circ$ and check sectors are labelled
-

1. A cafe owner records which soup his customers choose.

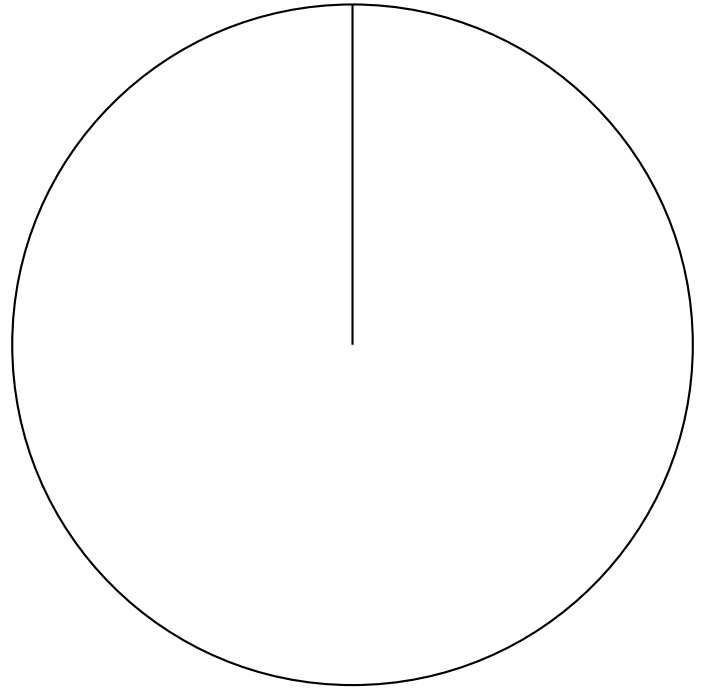
Draw an accurate pie chart of his results.

Soup	Frequency
Chicken	12
Tomato	19
Vegetable	5



2. Here are the results when Dolly asked 90 people to state their most recent holiday.

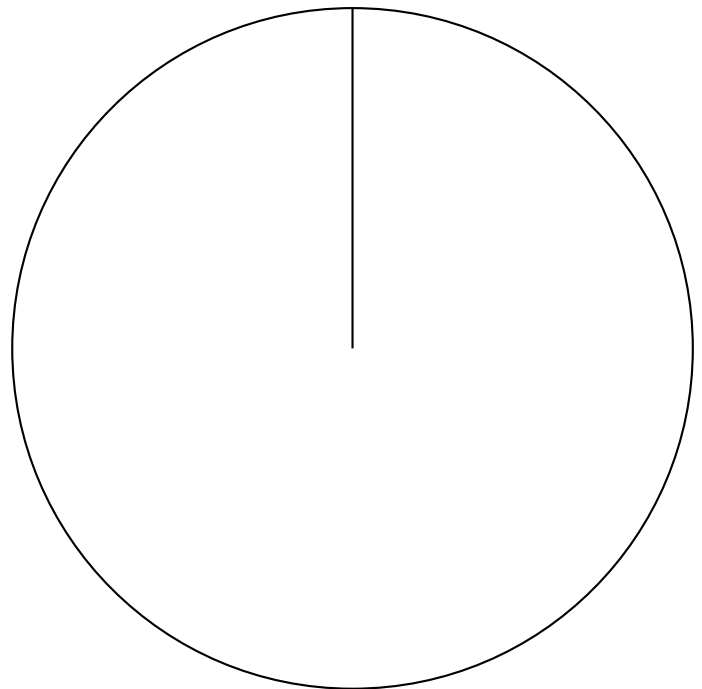
Type of Holiday	Frequency
Activity	17
Beach	39
Sight Seeing	8
Visiting Family	26



Draw an accurate pie chart to show her results.

2. Here are the results when Dolly asked 90 people to state their most recent holiday.

Type of Holiday	Frequency
Activity	17
Beach	39
Sight Seeing	8
Visiting Family	26



Draw an accurate pie chart to show her results.