





1. Here is an incomplete pictogram.

It shows the number of students in year 10 late to school from Tuesday to Friday last week.

Monday	
Tuesday	
Wednesday	
Thursday	
Friday	

Key  represents 4 students

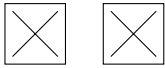
Last Monday 26 year 10 students were late to school.

Use this information to complete the pictogram.

2. A class votes for a class representative.

The incomplete table and pictogram shows information about the number of votes made.

Key  represents 4 votes

Jude	
Thandie	
Kieran	
Willow	

Name	Frequency
Jude	
Thandie	11
Kieren	8
Willow	2

Complete the frequency table and pictogram.

Turn over for more questions and answers

3. One Monday a student collects data on the final destination of tube trains from a station. The incomplete pictogram shows information about the final destination of these tube trains.

Acton Town	  
Ealing Broadway	    
Heathrow T1-4	   
Heathrow T5	   
Richmond	
Wimbledon	






Key  represents 8 tube trains

There are 20 tubes to Richmond.

There are 14 tubes to Wimbledon.

Use this information to complete the pictogram

4. The incomplete pictogram shows information about the number of SMS messages Montgomery sent on Monday and Tuesday.

Monday	 
Tuesday	  
Wednesday	
Thursday	









Key  represents 20 SMS messages

Montgomery sent 30 SMS messages on Wednesday and 25 SMS messages on Thursday.

Show this information on the pictogram.

Answers

Q1: 6.5 stick people, Q2:

Jude	 	8
Thandie	  	11
Kieran	 	8
Willow		2

Q3: Richmond: 2.5 tube logos

Wimbledon: 1.75 tube logos

Q4: Wednesday: 1.5 envelopes

Thursday: 1.25 envelopes