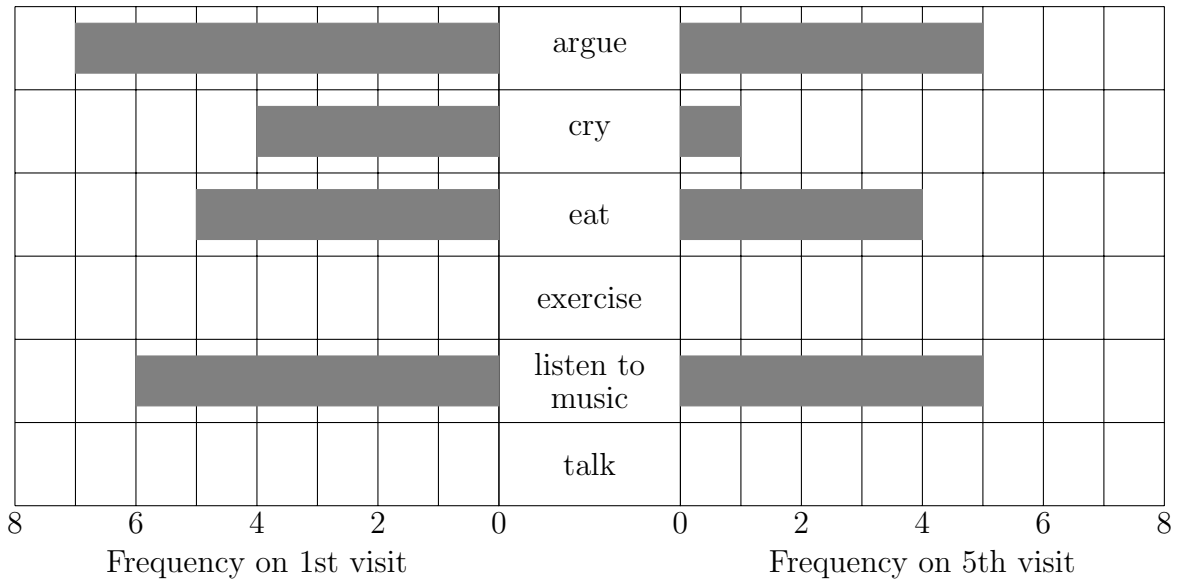


1. A counsellor asks clients “Which activity are you most likely to do if you are upset?” on their 1st visit and on their 5th visit.

This incomplete back to back bar shows some of their answers.

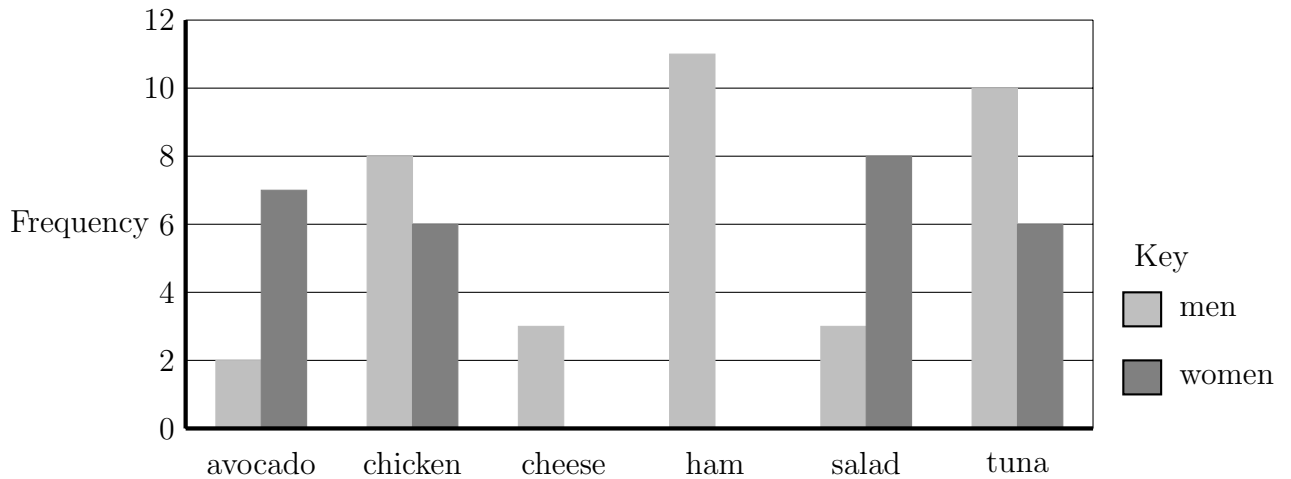


On the 1st visit 0 clients said “exercise” but on the 5th visit 5 said “exercise”

On the 1st visit 2 clients said “talk” and on the 5th visit 4 said “talk”

Use this information to complete the back to back bar chart.

2. This incomplete bar chart shows the sandwich filling ordered by some employees.



- (a) Use the information below to complete the bar chart
 - 6 more women than men ordered a cheese sandwich.
 - 6 fewer women than men ordered a ham sandwich.

(b) How many men ordered a sandwich?

Answers

1. see over, 2. (a) see over , (b) 37 3. (a) 8 3 (b) 17, 4. (a) 11, (b) coot, (c) 14

3. The table gives some information about bikes hired from a hire shop on one weekend.

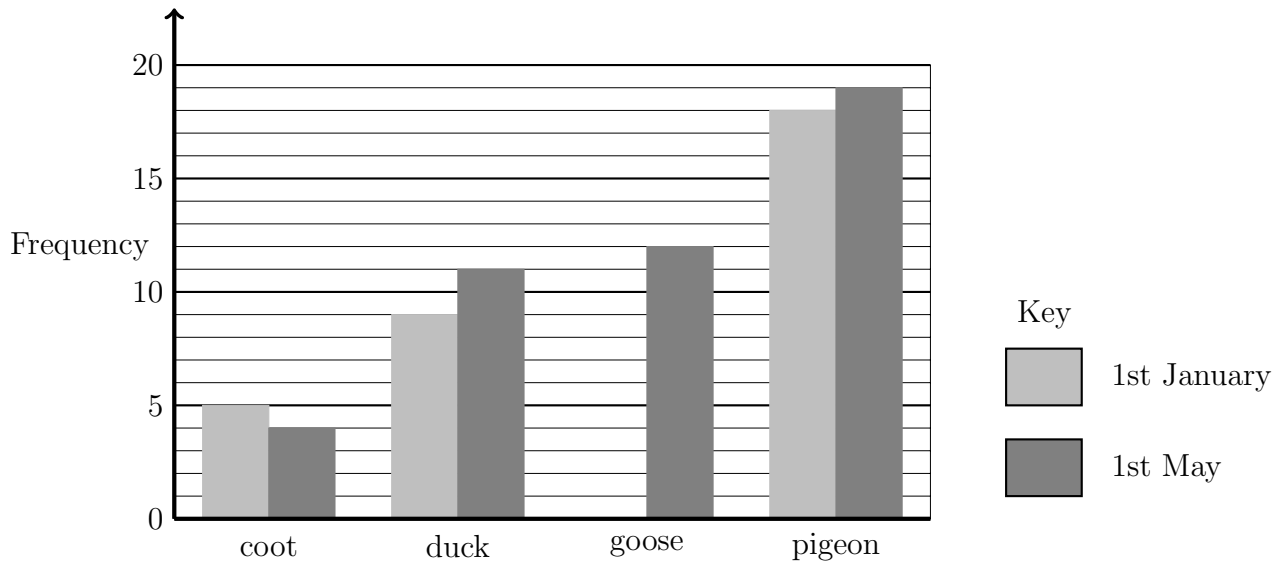
Size of bike	Saturday	Sunday
Small	7	13
Medium	11	19
Large	8	11

- (a) How many fewer medium size bikes were hired on Saturday than Sunday?
- (b) How many more bikes were hired on Sunday than Saturday?

4. Leland does a survey of birds seen in his local park.

He does the survey twice once on the 1st of January and again on the 1st of May.

The bar chart shows his results.



- (a) How many ducks did Leland see on the 1st of May?
- (b) Which bird did Leland see more of on 1st of January than 1st of May?
- (c) How many more birds are seen in the 1st of May than 1st of January?

