


Here is a shape where $\frac{5}{9}$ of the shape is shaded.




1. Below each of these shapes write down the fraction that is shaded.

<p>(a)</p> <p style="text-align: center;">.....</p>	<p>(b)</p> <p style="text-align: center;">.....</p>	<p>(c)</p> <p style="text-align: center;">.....</p>
---	---	---

fractionIntro (3) 1) (a) $\frac{2}{3}$ (b) $\frac{1}{5}$ (c) $\frac{5}{6}$ 2) (a) $\frac{3}{4}$ (b) $\frac{8}{9}$ (c) $\frac{2}{9}$ (d) $\frac{2}{3}$ (e) $\frac{5}{6}$ (f) $\frac{3}{5}$

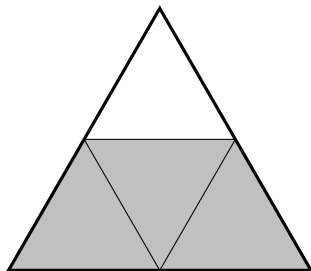

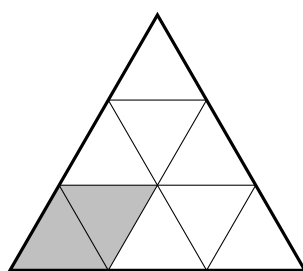
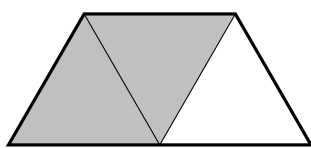
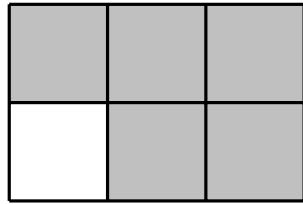
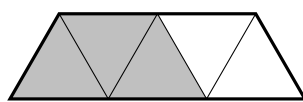
Here is a shape where $\frac{5}{9}$ of the shape is shaded.



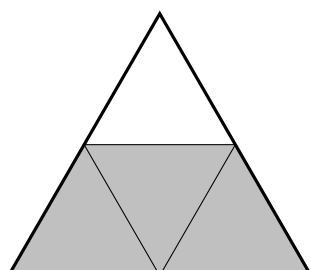

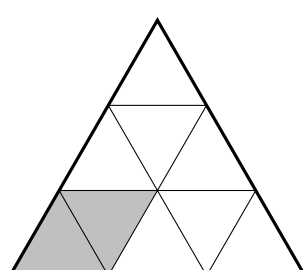
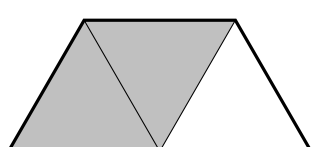
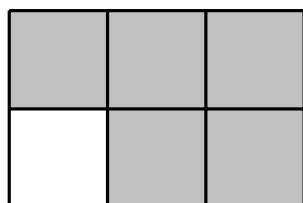
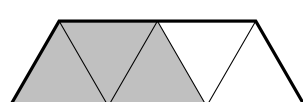
1. Below each of these shapes write down the fraction that is shaded.

<p>(a)</p> <p style="text-align: center;">.....</p>	<p>(b)</p> <p style="text-align: center;">.....</p>	<p>(c)</p> <p style="text-align: center;">.....</p>
---	---	---

2. Below each of these shapes write down the fraction that is shaded.

<p>(a)</p>  <p>.....</p>	<p>(b)</p>  <p>.....</p>	<p>(c)</p>  <p>.....</p>
<p>(d)</p>  <p>.....</p>	<p>(e)</p>  <p>.....</p>	<p>(f)</p>  <p>.....</p>

2. Below each of these shapes write down the fraction that is shaded.

<p>(a)</p>  <p>.....</p>	<p>(b)</p>  <p>.....</p>	<p>(c)</p>  <p>.....</p>
<p>(d)</p>  <p>.....</p>	<p>(e)</p>  <p>.....</p>	<p>(f)</p>  <p>.....</p>