



1. Shade in  $\frac{1}{3}$  of this rectangle.

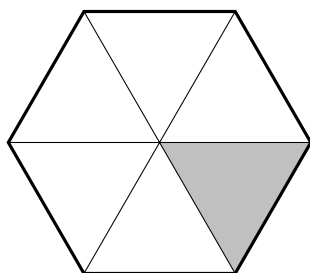


2. Shade in  $\frac{4}{5}$  of this rectangle.

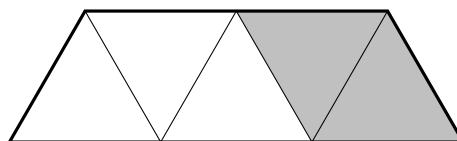


3. Part of this shape is shaded.

(a)

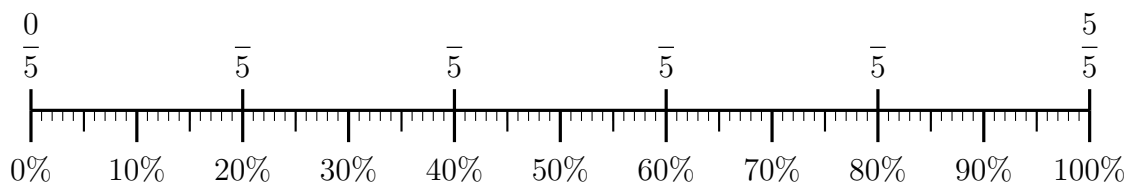


(b)



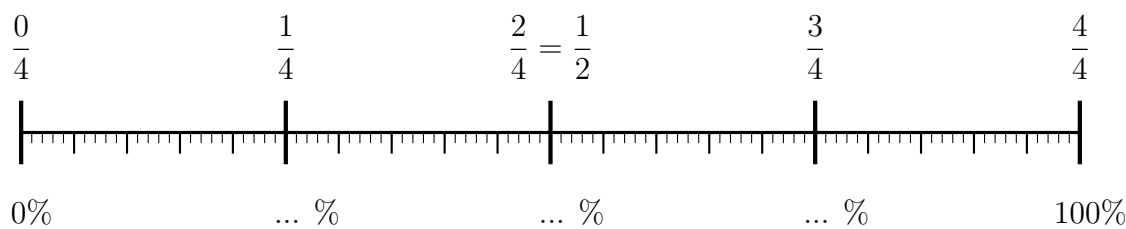
Write down the fraction of the shape that is shaded.

4. (i) Complete the labels on the number line.



(ii) Complete  $60\% = \frac{\quad}{100} = \frac{\quad}{5}$

5. Complete the percentage labels.

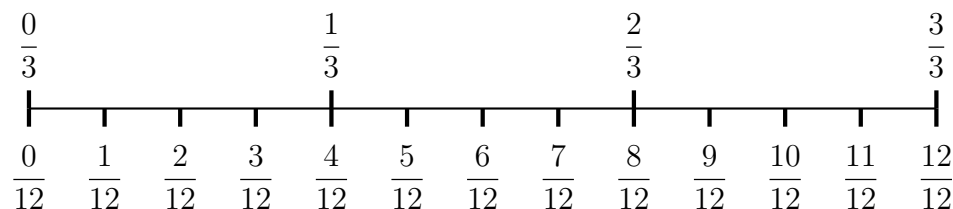


6. Complete these equivalent fractions

(i)  $\frac{2}{3} = \frac{\quad}{12}$

(ii)  $\frac{\quad}{3} = \frac{4}{12}$

You may use this number line.



7. In this question there are 2 diagrams.

$\frac{1}{2}$  of diagram 1 is already shaded in



diagram 1

$\frac{1}{2}$  of this row is already shaded in  $\longrightarrow$

(a) Copy the same shading in this row ...  $\longrightarrow$

... and in this row ...  $\longrightarrow$

... and in this row.  $\longrightarrow$

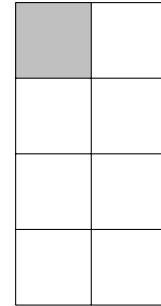


diagram 2

Complete these statements


- (b) The proportion of diagram 1 shaded is  $\frac{1}{2}$  as a fraction and ..... as a decimal.
- (c) The proportion of diagram 2 shaded is  $\frac{1}{8}$  as a fraction and 0.5 as a decimal.
- (d)  $\frac{1}{2}$  and  $\frac{1}{8}$  are equivalent fractions but only ..... is written in simplest form.

8.

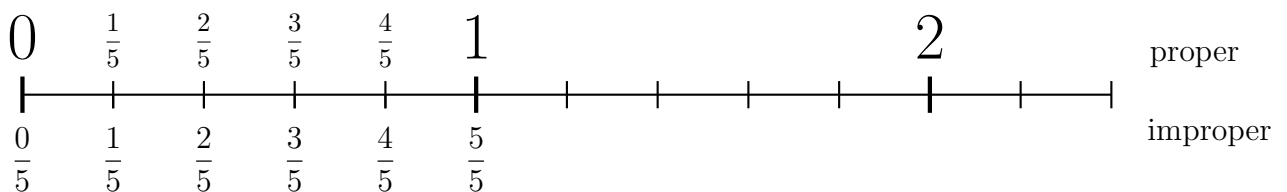
8. **not written yet**

9. Complete  $\frac{2}{3} = \frac{\quad}{12}$

You may use this dotted paper to draw fractions

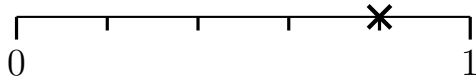


10. Here is an incomplete number line.



- (a) Complete the labels on the number line.
- (b) Write  $\frac{11}{5}$  as a proper fraction .....
- (c) Write  $1\frac{2}{5}$  as an improper fraction .....

11. A probability is shown on this probability line with a cross.



Write down the probability shown as a fraction.