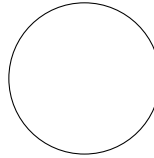



1. Write down the name of this shape.



1. ...circle...

(1 Mark)

2. Write down the name of this shape.

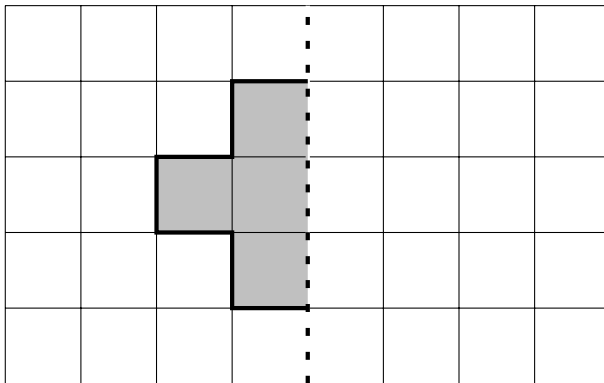


2. ...square...

(1 Mark)

**FYI:** *allow rectangle*

3. Reflect the shaded shape in the mirror line.



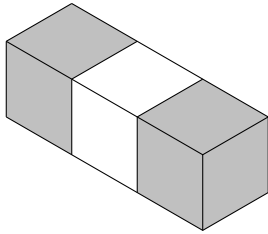
mirror  
line

sorry no picture display facility for answers yet

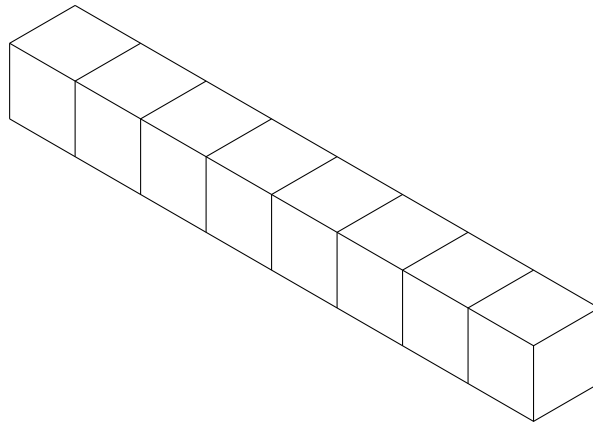
(1 Mark)

4. These cuboids are made from centimetre cubes.

Write down the volume of each cuboid.



(i) .....  $\text{cm}^3$

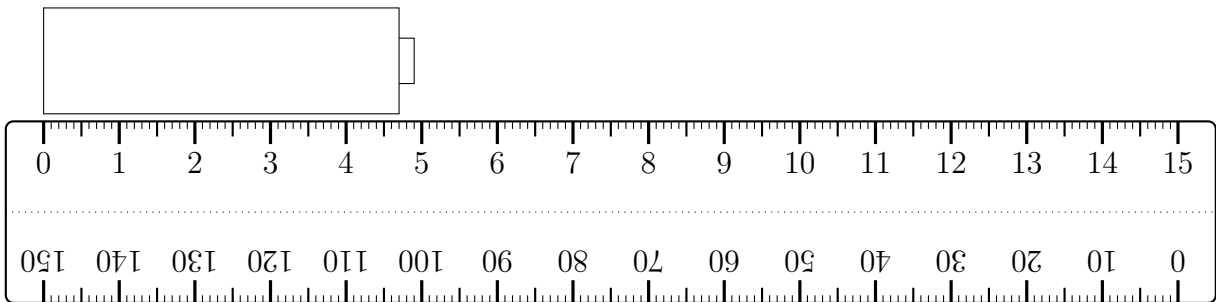


(ii) .....  $\text{cm}^3$

**(i) 3 (ii) 8**

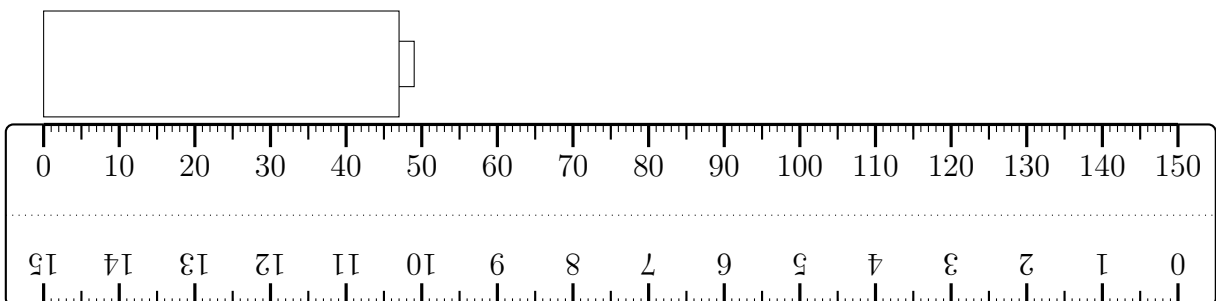
(1 Mark)

5. (a) Write down the length of the battery in centimetres.



**4.7. allow 4.9m**

(b) Write down the length of the battery in millimetres.



**47. allow 49mm**

6. Complete the enlargement of the shaded shape with a scale factor of 4

(i) Write down the edge lengths.  
 (ii) Work out the EDGE lengths.  
         edge  $\times$  scale factor = EDGE  
 (iii) Complete the enlarged shape.

rectangle, width: 8

(1 Mark)

7. This cuboid is made from centimetre cubes.

← The number of cubes on the top layer = .....

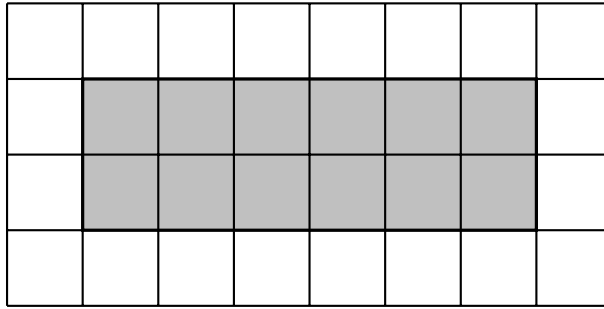
← The number of layers = .....

The volume of the cuboid = .....  $\text{cm}^3$

30, 3, 90

(1 Mark)

8. Here is a rectangle on a centimetre grid.

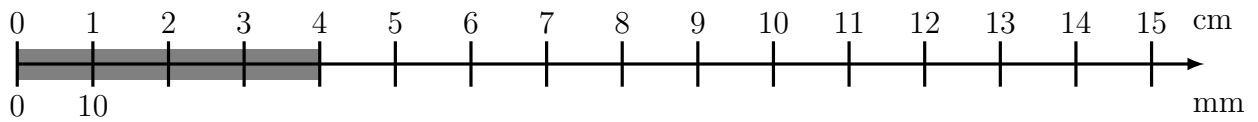


Find the area of the shaded rectangle.

.....**12**.....  $cm^2$

(1 Mark)

9. Here is an incomplete conversion stick measuring a thick grey line.



(i) Write down the length of the thick grey line in centimetres. .... cm

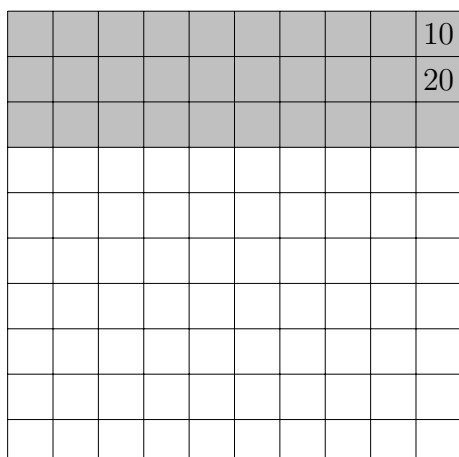
(ii) Write down the length of the thick grey line in millimetres. .... mm

(iii) Complete this fact: 13 cm = .... mm

**(i) 4, (ii) 40, (iii) 130**

(1 Mark)

10. Use multiples of 10 to make counting these squares quicker.



How many small squares are shaded in?

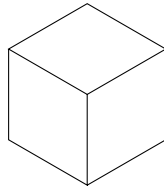
10. ....**30**.....

11. Complete this calculation  $10 \times 6 = \dots$

60

(1 Mark)

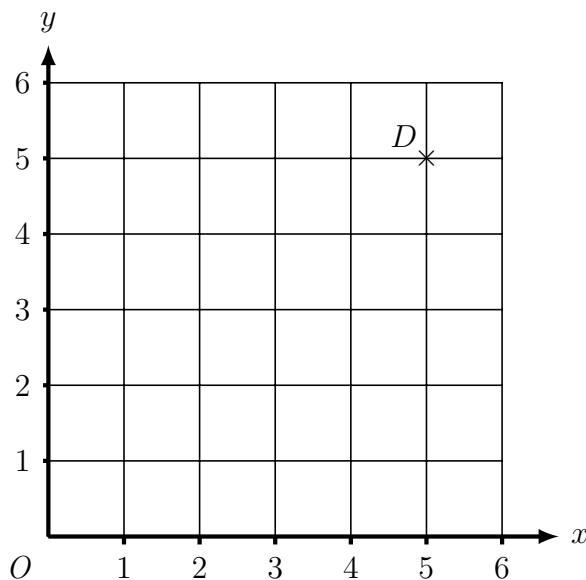
12. Write down the name of this solid.



12. ....**cube**....

(1 Mark)

13. Here is a coordinate grid.



(a) On the grid, mark with a cross ( $\times$ )

(i) the point (4 , 2) and label this point A

(ii) the point (1 , 3) and label this point B

(ii) the point (2 , 6) and label this point C

(3 Marks)

**(4 , 2) and (1 , 3) and (2 , 6) plotted (B1) each**

(b) Draw the square ABCD

**square drawn**

(1 Mark)