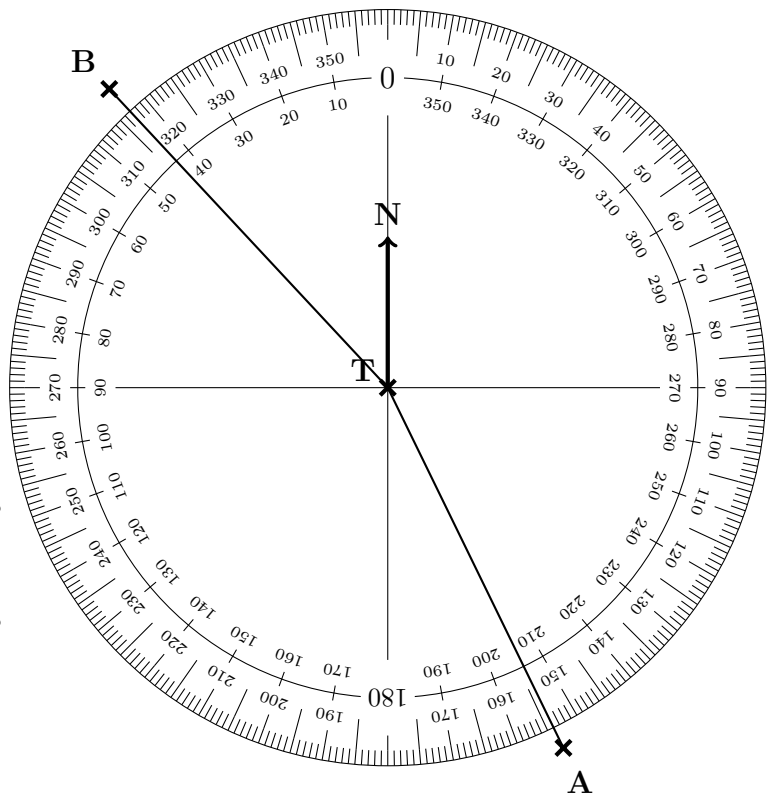


1. The diagram shows an angle measurer ready for measuring bearings from a tower T.

Centre at the “from” letter T
 The 0 (zero) line faces North (N)
 Measure clockwise ☺
 (use the outside numbers)



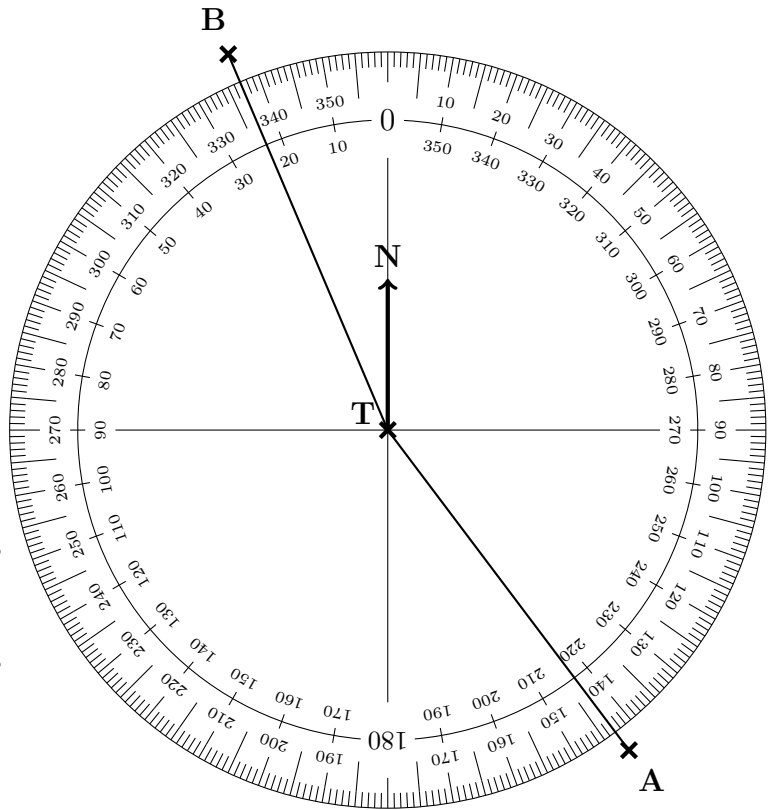
Write down

(a) the bearing of A from T °

(b) the bearing of B from T °

2. The diagram shows an angle measurer ready for measuring bearings from a tower T.

Centre at the "from" letter T
 The 0 (zero) line faces North (N)
 Measure clockwise ☺
 (use the outside numbers)



Write down

(a) the bearing of A from T °

(b) the bearing of B from T °

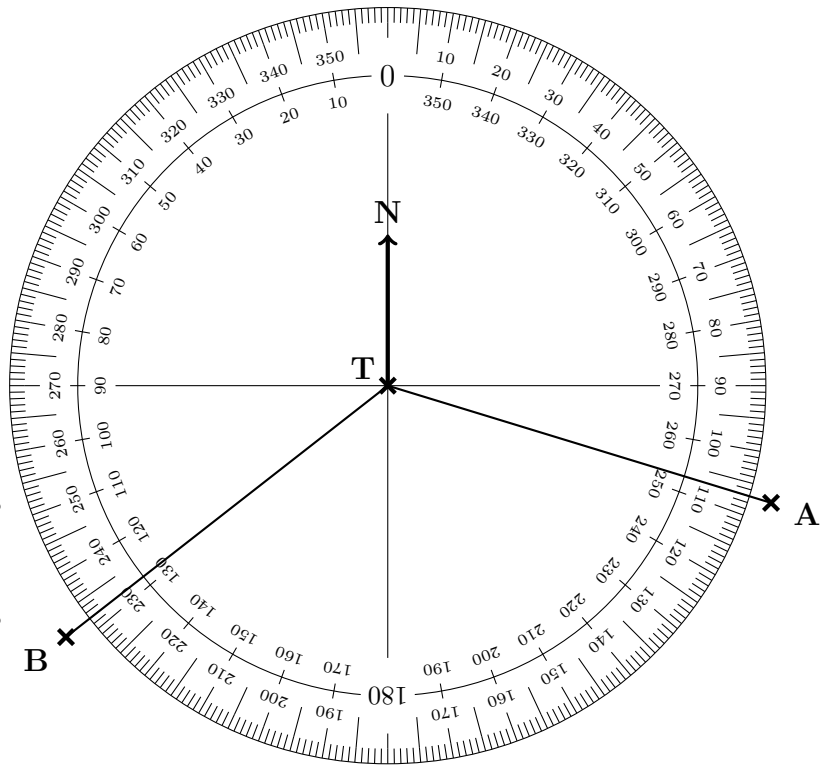
3. The diagram shows an angle measurer ready for measuring bearings from a tower T.

Centre at the “from” letter T
 The 0 (zero) line faces North (N)
 Measure clockwise \odot
 (use the outside numbers)

Write down

(a) the bearing of A from T^o

(b) the bearing of B from T^o



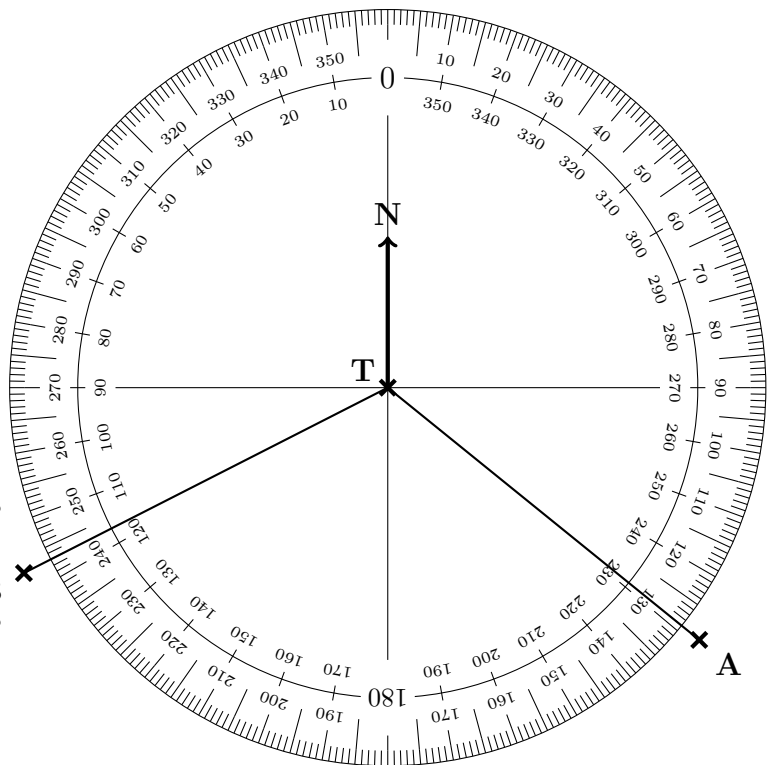
4. The diagram shows an angle measurer ready for measuring bearings from a tower T.

Centre at the “from” letter T
 The 0 (zero) line faces North (N)
 Measure clockwise ☺
 (use the outside numbers)

Write down

(a) the bearing of A from T °

(b) the bearing of B from T °



Answers

1. (a) 154 ± 1
(b) 317 ± 1
2. (a) 143 ± 1
(b) 337 ± 1
3. (a) 107 ± 1
(b) 232 ± 1
4. (a) 129 ± 1
(b) 243 ± 1