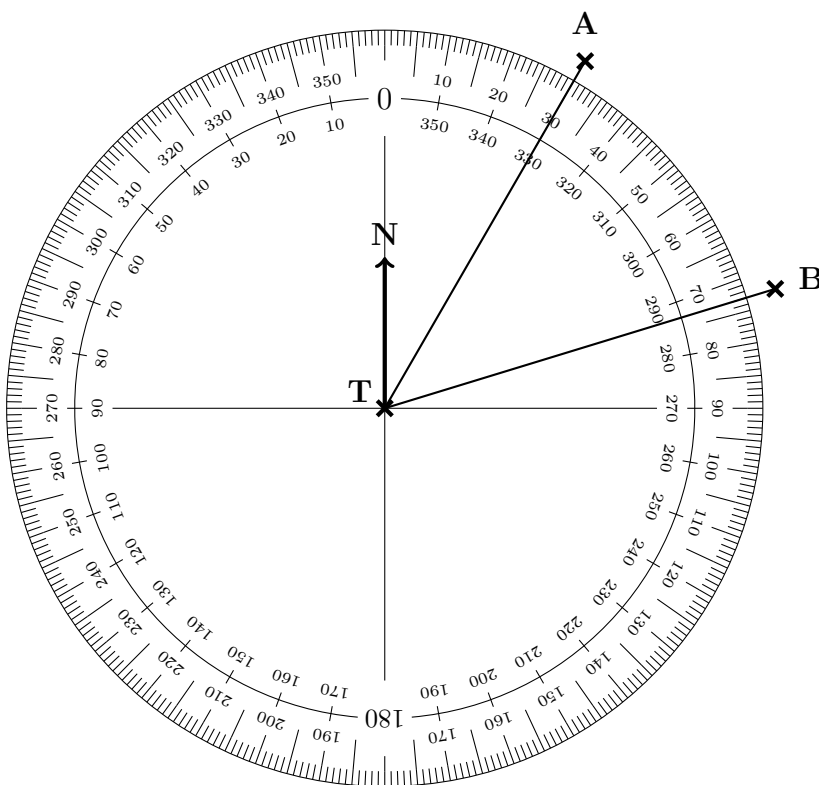


1. The diagram shows an angle measurer ready for measuring bearings from a tower T.

Centre at the “from” letter T
 The 0 (zero) line faces North (N)
 Measure clockwise
 (use the outside numbers)
 Write down 3 digits
 (e.g. 31 is 031°)



Write down

(a) the bearing of A from T °

(b) the bearing of B from T °

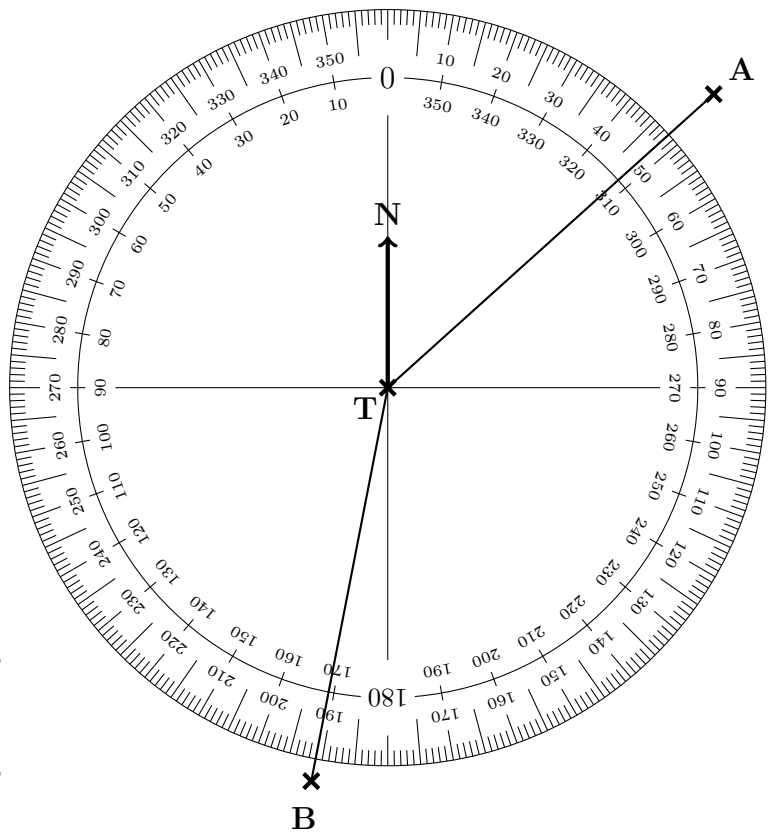
2. The diagram shows an angle measurer ready for measuring bearings from a tower T.

Centre at the “from” letter T

The 0 (zero) line faces North (N)

Measure clockwise
(use the outside numbers)

Write down 3 digits
(e.g. 31 is 031°)



Write down

(a) the bearing of A from T°

(b) the bearing of B from T°

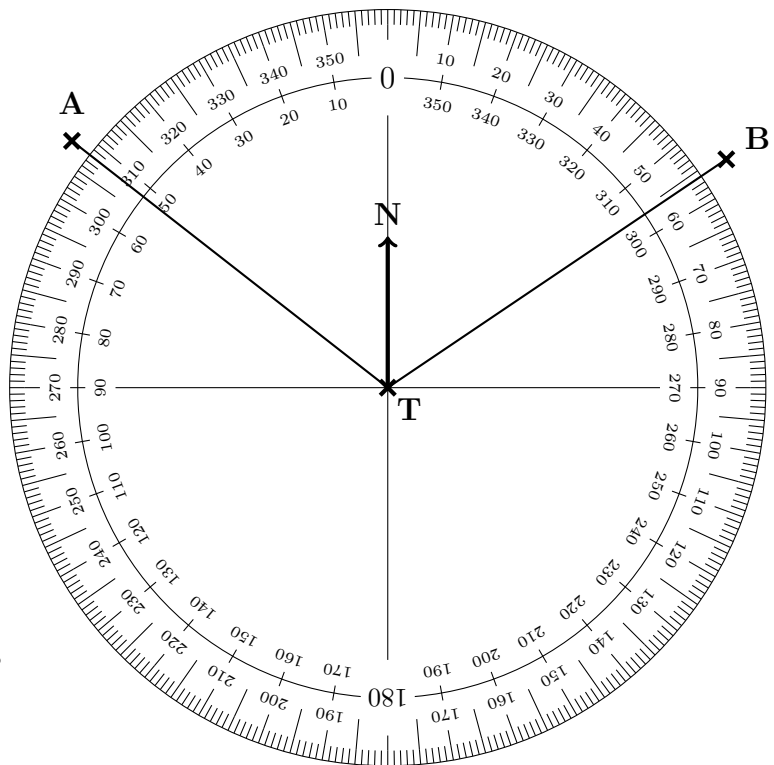
3. The diagram shows an angle measurer ready for measuring bearings from a tower T.

Centre at the “from” letter T

The 0 (zero) line faces North (N)

Measure clockwise
(use the outside numbers)

Write down 3 digits
(e.g. 31 is 031°)



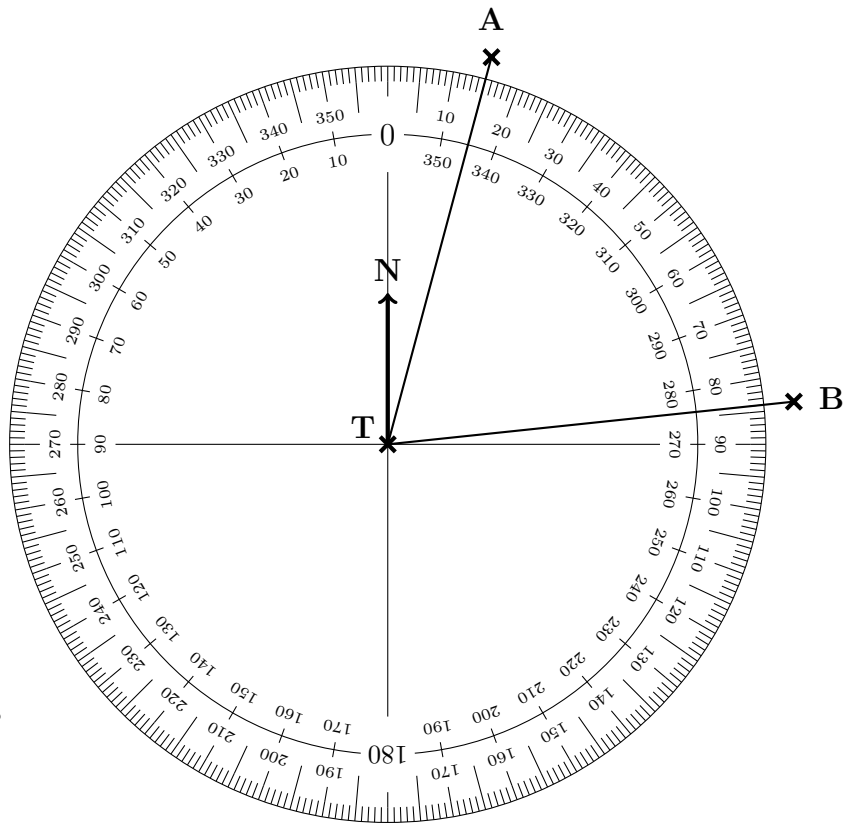
Write down

(a) the bearing of A from T °

(b) the bearing of B from T °

4. The diagram shows an angle measurer ready for measuring bearings from a tower T.

Centre at the “from” letter T
 The 0 (zero) line faces North (N)
 Measure clockwise
 (use the outside numbers)
 Write down 3 digits
 (e.g. 31 is 031°)



Write down

(a) the bearing of A from T °

(b) the bearing of B from T °

Answers

1. (a) 036 ± 1
(b) 073 ± 1
2. (a) 048 ± 1
(b) 191 ± 1
3. (a) 308 ± 1
(b) 056 ± 1
4. (a) 017 ± 1
(b) 084 ± 1