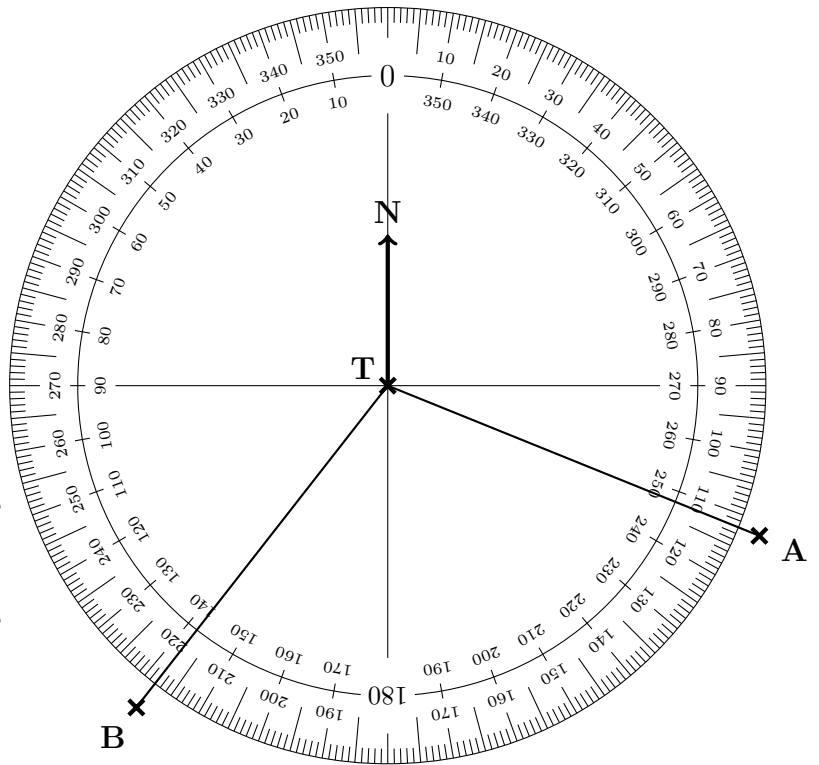


1. The diagram shows an angle measurer ready for measuring bearings from a tower T.

Centre at the “from” letter T
 The 0 (zero) line faces North (N)
 Measure clockwise ☺
 (use the outside numbers)



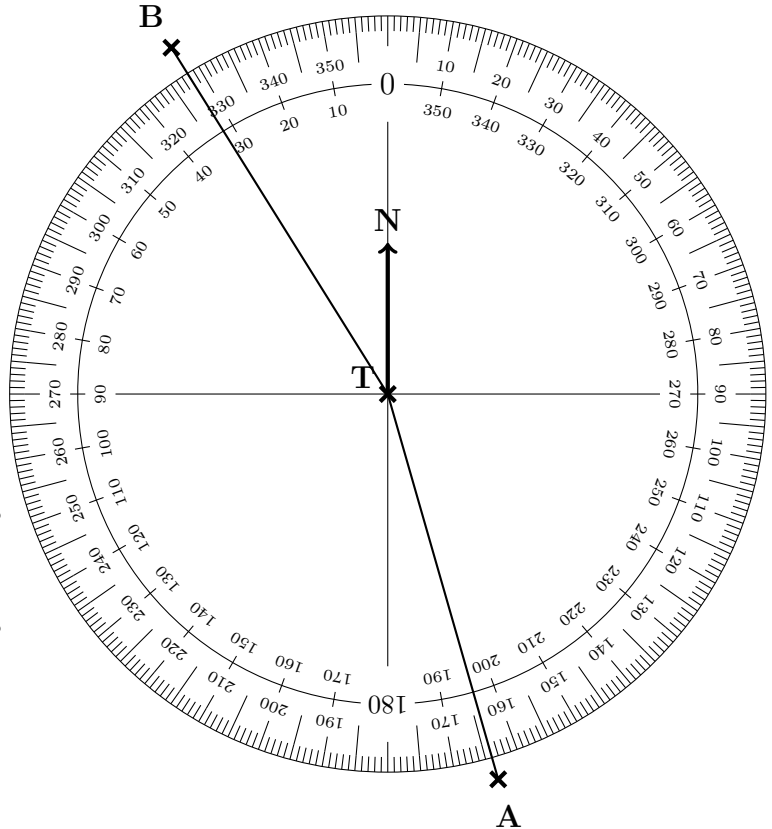
Write down

(a) the bearing of A from T °

(b) the bearing of B from T °

2. The diagram shows an angle measurer ready for measuring bearings from a tower T.

Centre at the “from” letter T
 The 0 (zero) line faces North (N)
 Measure clockwise ☺
 (use the outside numbers)



Write down

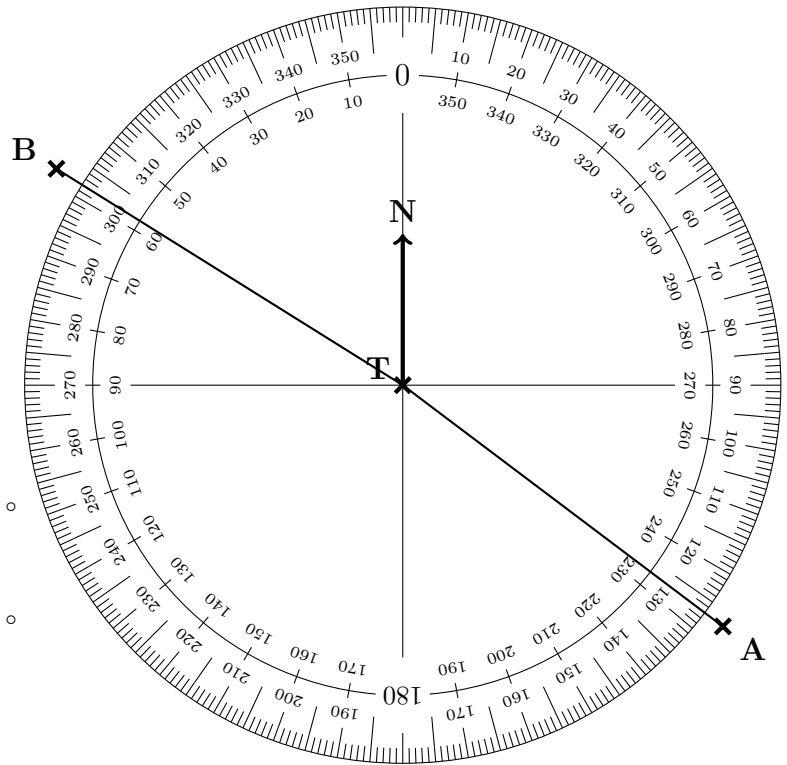
(a) the bearing of A from T °

(b) the bearing of B from T °

Turn over for more questions

3. The diagram shows an angle measurer ready for measuring bearings from a tower T.

Centre at the "from" letter T
 The 0 (zero) line faces North (N)
 Measure clockwise ☺
 (use the outside numbers)



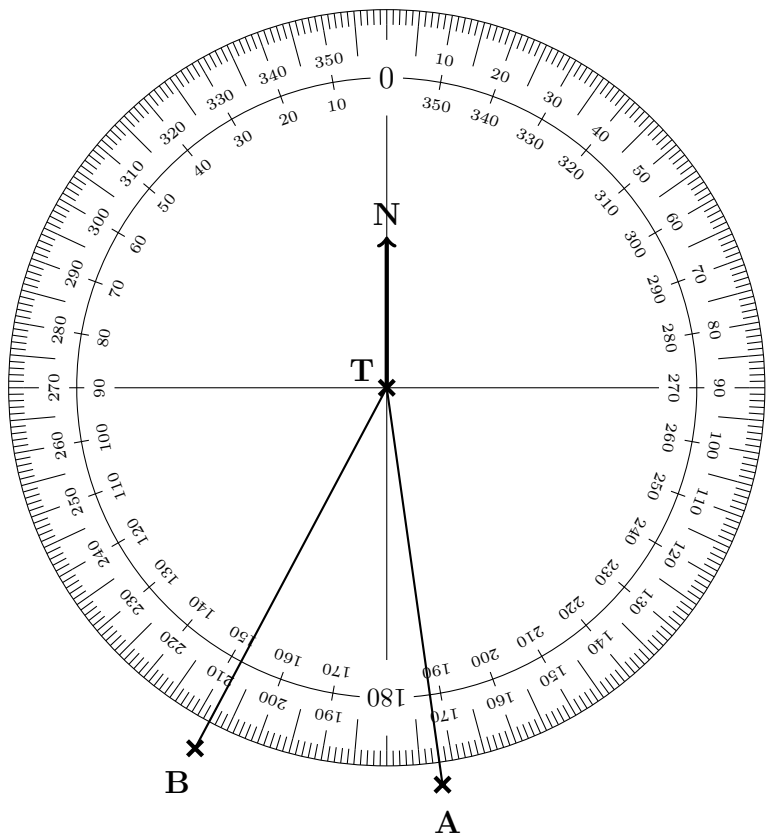
Write down

(a) the bearing of A from T °

(b) the bearing of B from T °

4. The diagram shows an angle measurer ready for measuring bearings from a tower T.

Centre at the "from" letter T
 The 0 (zero) line faces North (N)
 Measure clockwise ☺
 (use the outside numbers)



Write down

(a) the bearing of A from T °

(b) the bearing of B from T °

Answers Q1 (a) 112, (b) 218, Q2 (a) 164, (b) 328, Q3 (a) 127, (b) 302, Q4 (a) 172, (b) 208