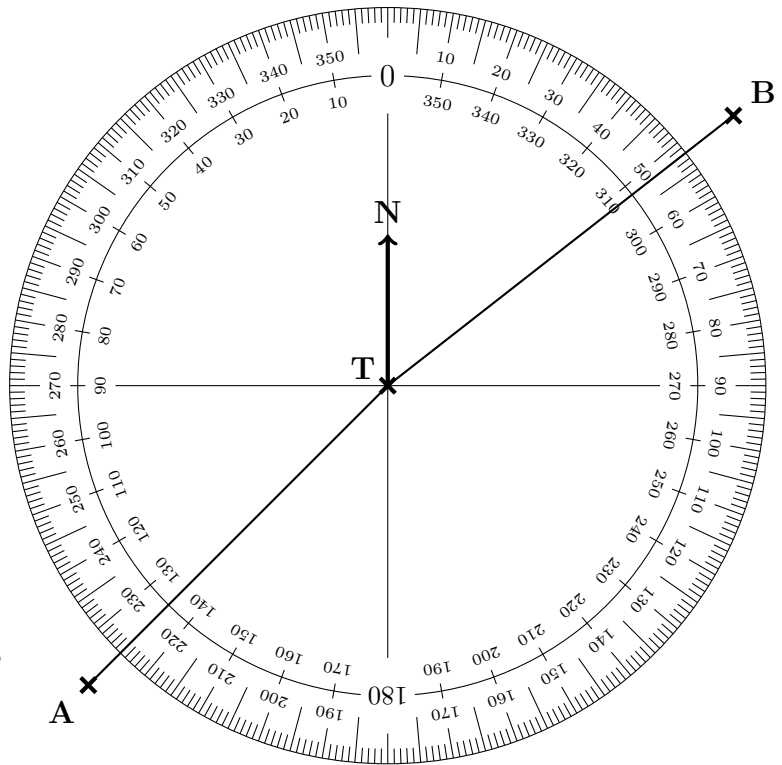


1. The diagram shows an angle measurer ready for measuring bearings from a tower T.

Centre at the “from” letter T  
 The 0 (zero) line faces North (N)  
 Measure clockwise  
 (use the outside numbers)  
 Write down 3 digits  
 (e.g. 31 is 031°)



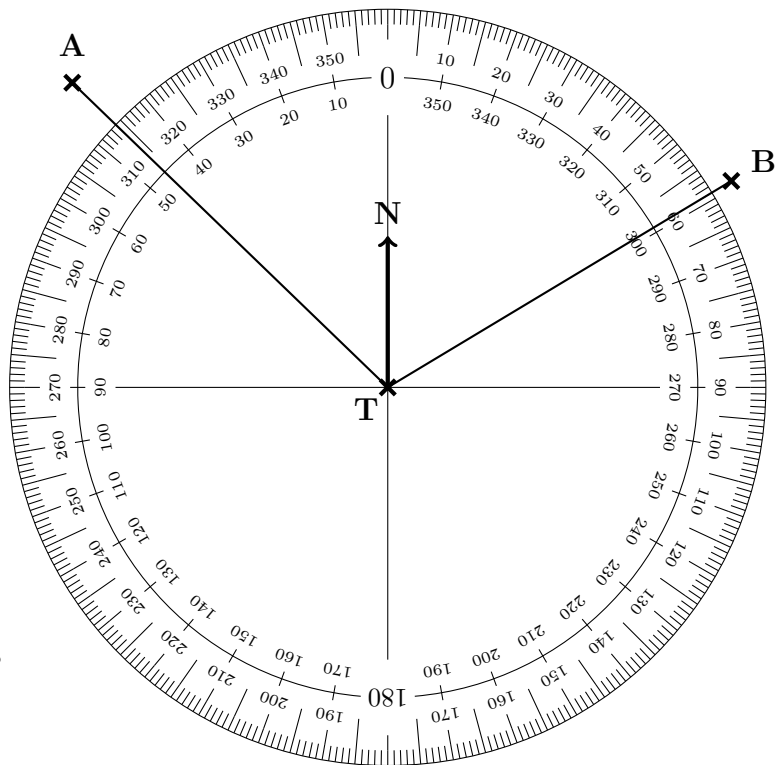
Write down

(a) the bearing of A from T ..... °

(b) the bearing of B from T ..... °

2. The diagram shows an angle measurer ready for measuring bearings from a tower T.

Centre at the “from” letter T  
 The 0 (zero) line faces North (N)  
 Measure clockwise  
 (use the outside numbers)  
 Write down 3 digits  
 (e.g. 31 is 031°)



Write down

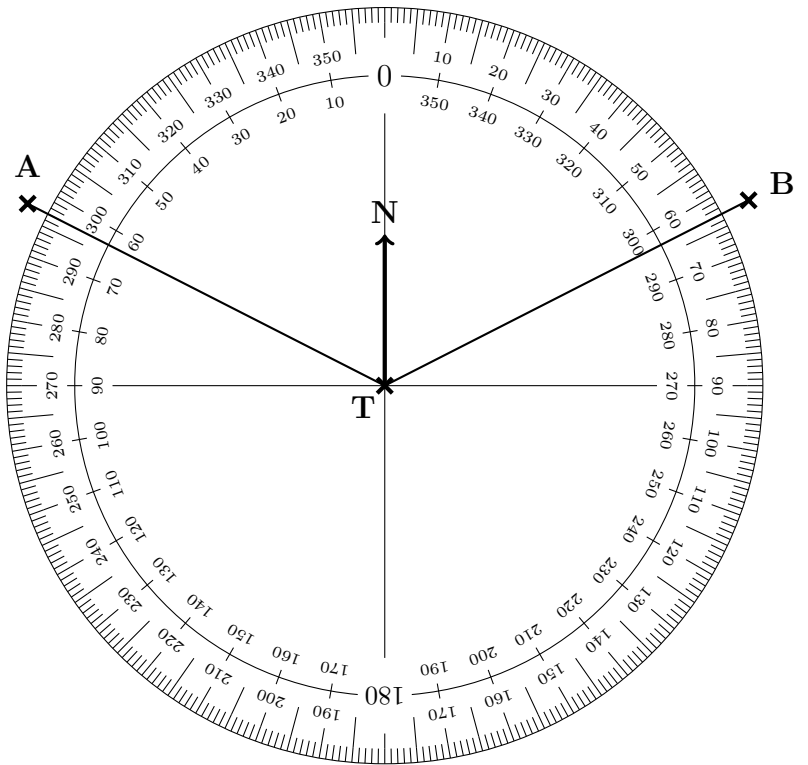
(a) the bearing of A from T ..... °

(b) the bearing of B from T ..... °

Turn over for more questions

3. The diagram shows an angle measurer ready for measuring bearings from a tower T.

Centre at the “from” letter T  
 The 0 (zero) line faces North (N)  
 Measure clockwise  
 (use the outside numbers)  
 Write down 3 digits  
 (e.g. 31 is 031°)



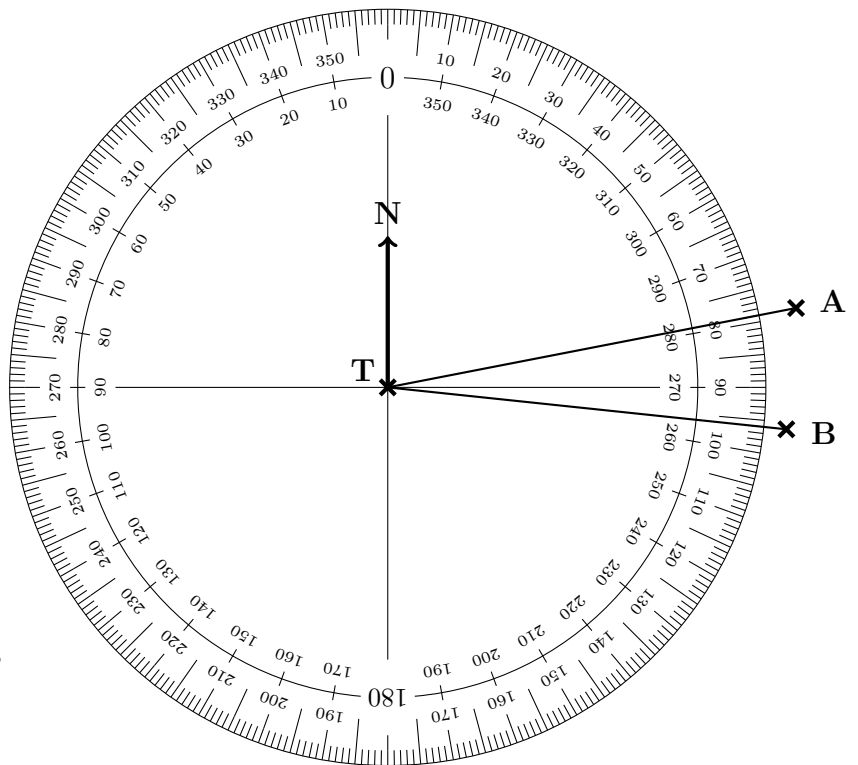
Write down

(a) the bearing of A from T .....°

(b) the bearing of B from T .....°

4. The diagram shows an angle measurer ready for measuring bearings from a tower T.

Centre at the “from” letter T  
 The 0 (zero) line faces North (N)  
 Measure clockwise  
 (use the outside numbers)  
 Write down 3 digits  
 (e.g. 31 is 031°)



Write down

(a) the bearing of A from T .....°

(b) the bearing of B from T .....°

Answers: 1 (a) 225° (b) 052°    2 (a) 314° (b) 059°    3 (a) 297° (b) 063°    4 (a) 079° (b) 096°