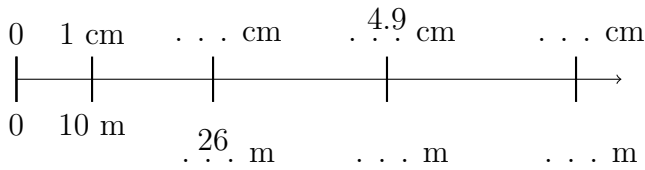
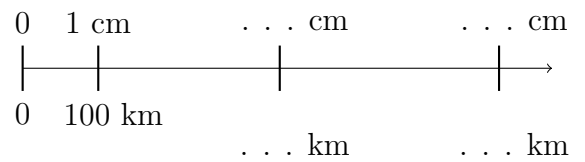


1. Use your ruler to complete these two scales.

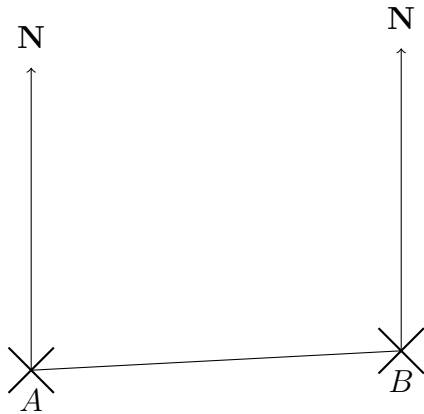
(a) On this scale 1 cm represents 10 metres.



(b) On this scale 1 cm represents 100 km.



2. The diagram shows the position of two cities A and B.



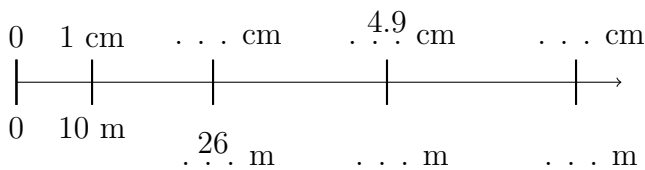
The scale of the diagram is 1 cm represents 100 km.

Write down the bearing of B from A
 °

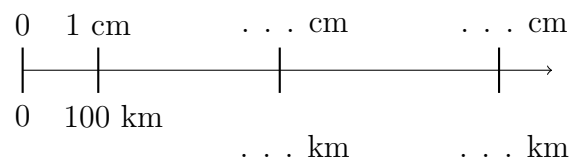
Write down the distance from A to B
 km

1. Use your ruler to complete these two scales.

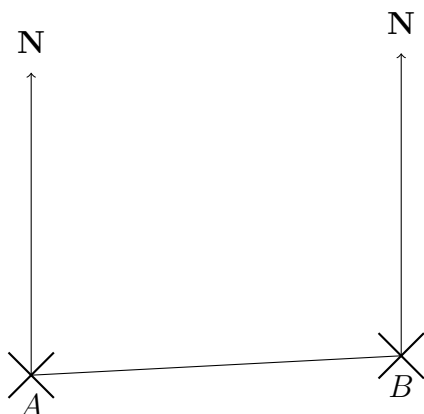
(a) On this scale 1 cm represents 10 metres.



(b) On this scale 1 cm represents 100 km.



2. The diagram shows the position of two cities A and B.

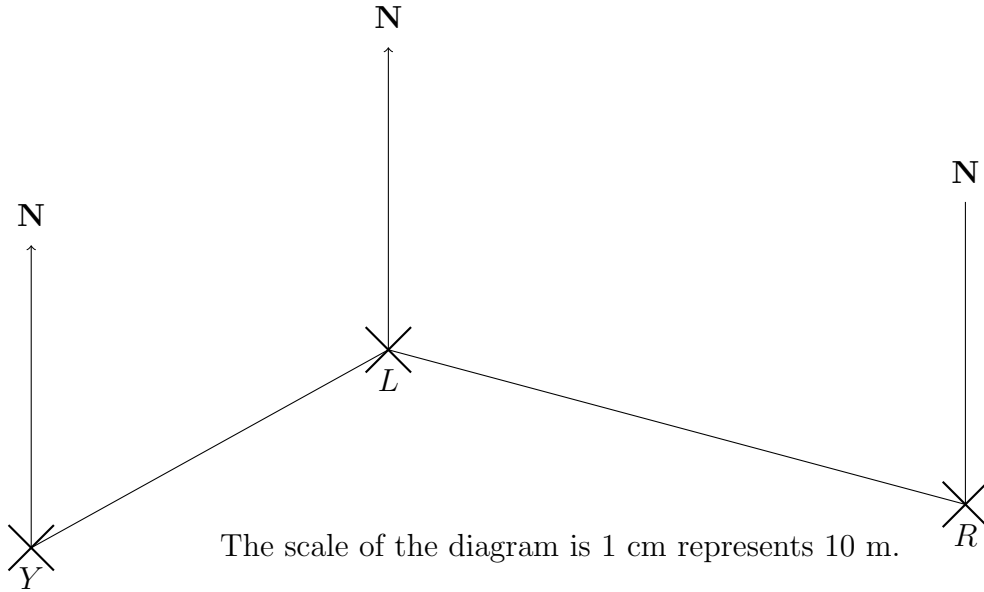


The scale of the diagram is 1 cm represents 100 km.

Write down the bearing of B from A
 °

Write down the distance from A to B
 km

3. The diagrams show the position of a lighthouse L, a yacht Y and a row boat R.

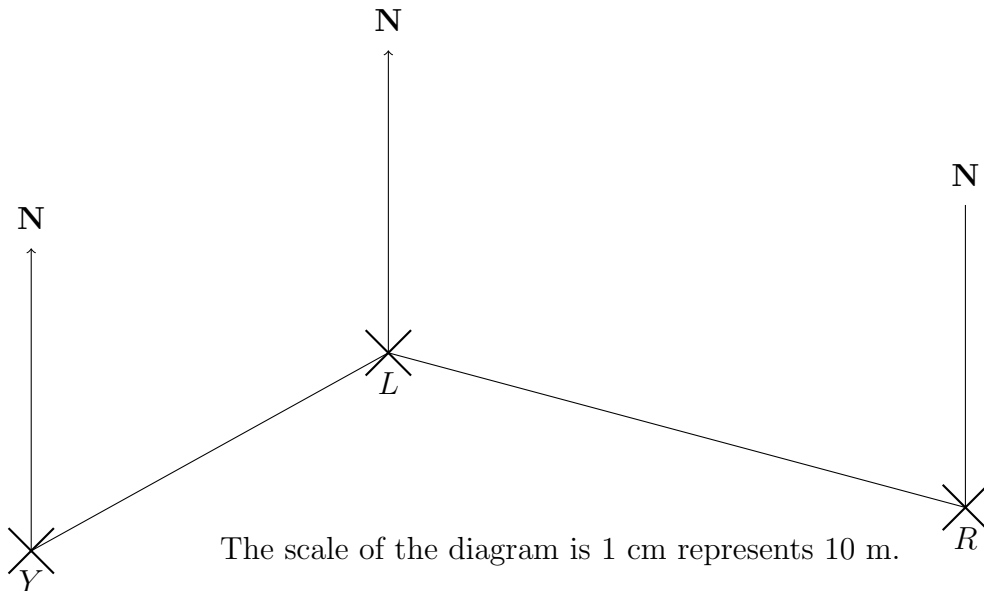


- (a) Write down the bearing of R from L. °
- (b) Write down the bearing of Y from L. °
- (c) Write down the distance from L to R. m
- (d) Write down the distance from L to Y. m

scaleInterpret (11) Answers: 1a) 2.6cm = 26 m, 4.9 cm = 49 m, 7.4 cm = 74m

1b) 3.4 cm = 340 km, 6.3 cm = 630 km 2a) 087 b) 490 3a) 105 b) 241 c) 79 d) 54

3. The diagrams show the position of a lighthouse L, a yacht Y and a row boat R.



- (a) Write down the bearing of R from L. °
- (b) Write down the bearing of Y from L. °
- (c) Write down the distance from L to R. m
- (d) Write down the distance from L to Y. m