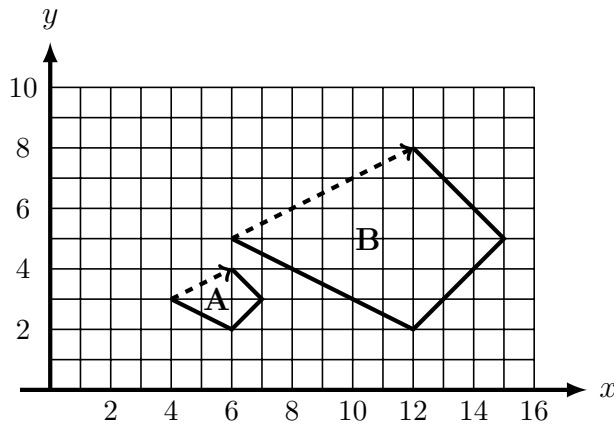


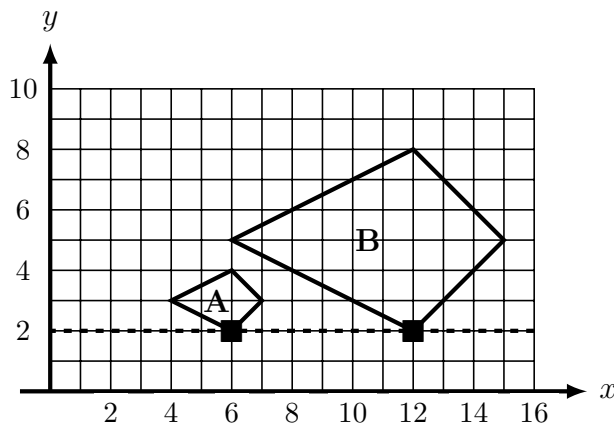
1. How to find the scale factor

- a) Find a side on the original shape that is easy to describe e.g. 2 right, 1 up
- b) Describe how to draw the matching side on the large shape e.g. 6 right, 3 up
- c) Find the scale factor \square , that is $2 \times \square = 6$ or $1 \times \square = 3$

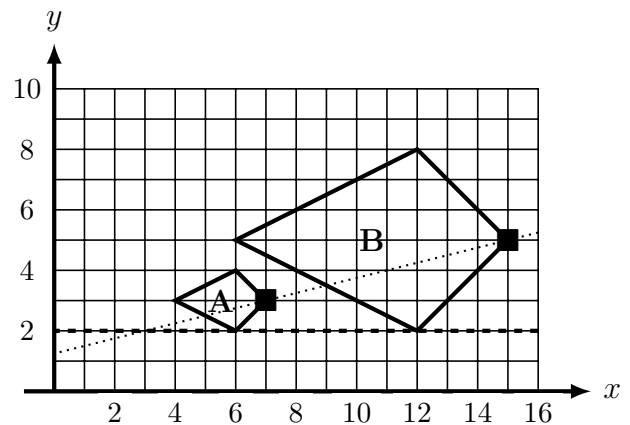


2. How to find the centre of enlargement

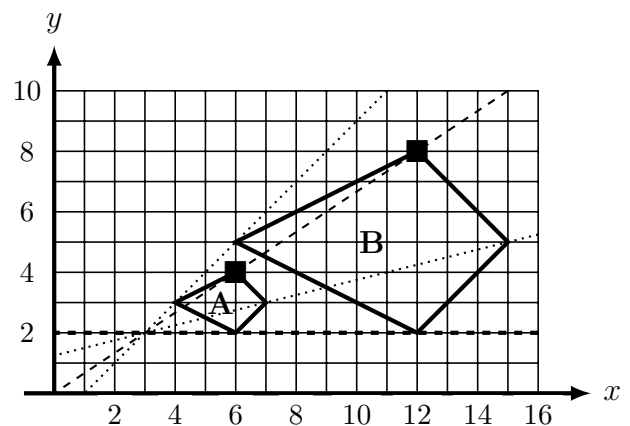
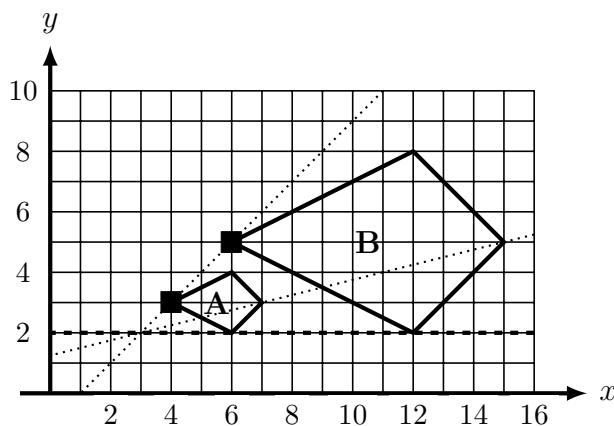
- a) Join up two matching corners*



- (b) ... and two more matching corners*



- c) ... and two more matching corners* (just to be sure)
- (d) ... and the last if you like*



* with a line which goes from one side of the grid to the other

The point where all the lines join (3, 2) is the centre of enlargement

3. Describe fully the transformation that maps shape A onto shape B (3 things)

- (i) "enlargement" (ii) "scale factor" = 3 (iii) "centre" (3, 2)