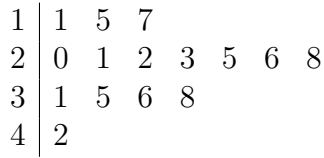


1. The stem and leaf diagram gives information about the volume, in millilitres, of the wine in 15 glasses.



Key: 3|1 = 350 millilitres

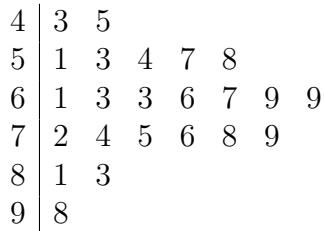
(a) Work out the range.

..... ml

(b) Work out the interquartile range.

..... ml

2. Ms Davies timed how long it took for her year 10 class to get out and open their planners. The stem and leaf diagram shows the data for her 23 students.



Key: 7|2 = 7.2 seconds

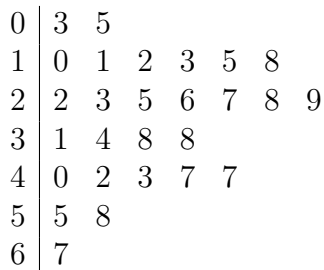
(a) Work out the median.

..... seconds

(b) Work out the interquartile range.

..... seconds

3. Seyda has a summer job at a restaurant doing valet parking. She records the estimated values of the 27 cars she parks one night. The stem and leaf diagram gives information about the values, of the cars.



Key: 3|8 = £38 000

(a) Work out the lower quartile.

£.

(b) Work out the upper quartile.

£.

Answers:

1a) 290 ml 3b) 150 ml 2 a) 6.7 seconds b) 1.9 seconds 3 a) £15 000 b) £42 000