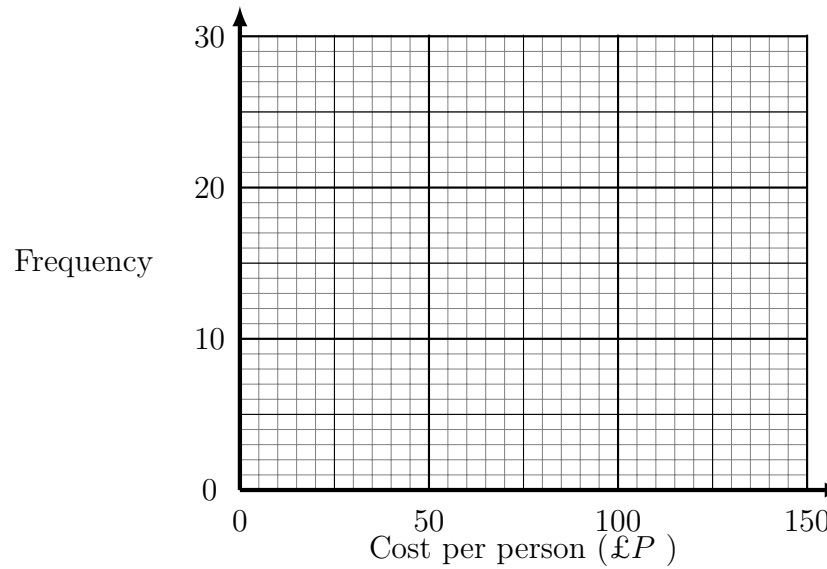


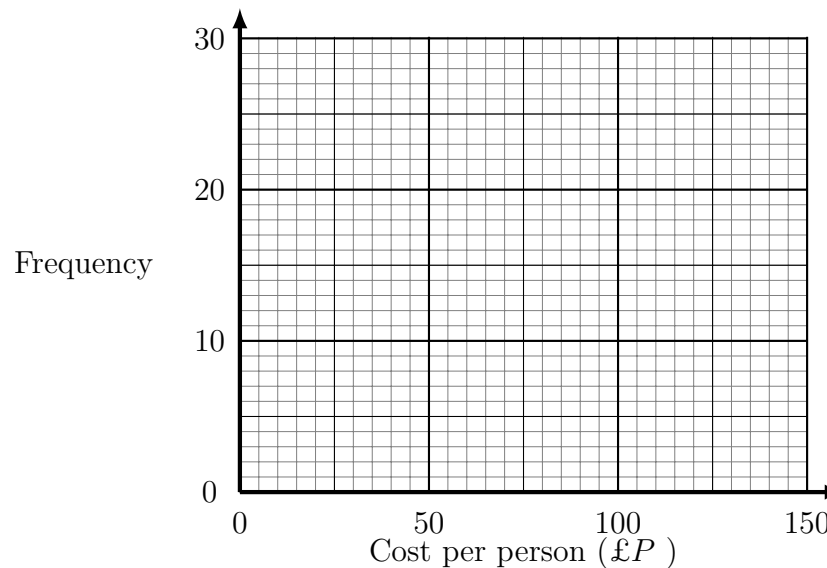
Q1 Frequency polygon of the cost per person of 60 day trips

Cost per person ($\text{£}P$)	Frequency
$0 < P \leq 30$	17
$30 < P \leq 60$	24
$60 < P \leq 90$	18
$90 < P \leq 120$	1

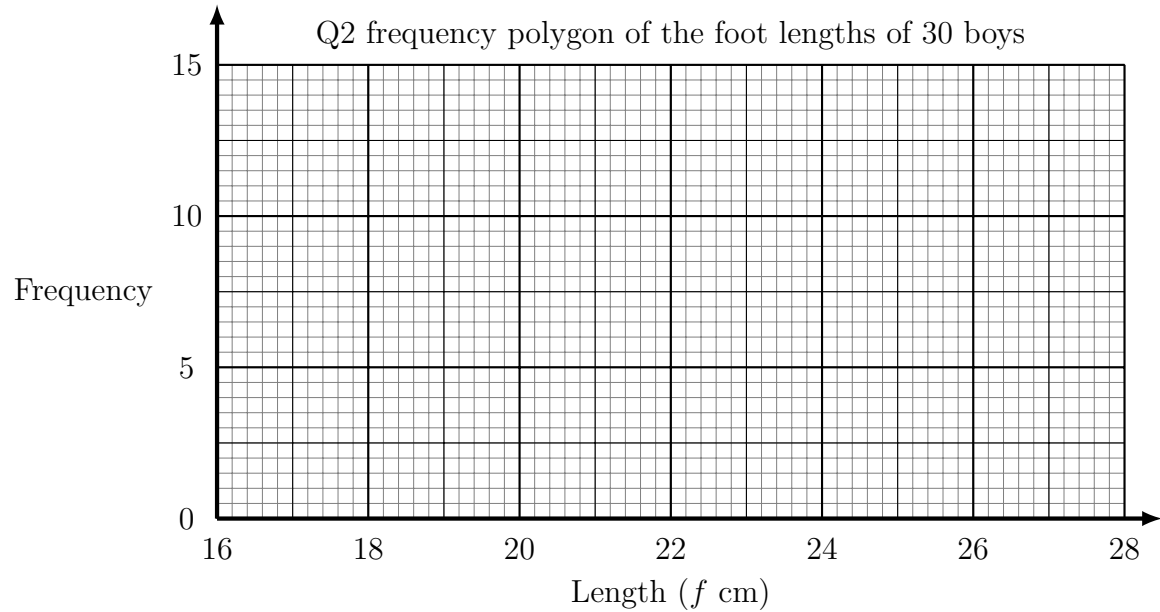


Q1 Frequency polygon of the cost per person of 60 day trips

Cost per person ($\text{£}P$)	Frequency
$0 < P \leq 30$	17
$30 < P \leq 60$	24
$60 < P \leq 90$	18
$90 < P \leq 120$	1



Length (f cm)	Frequency
$16 < f \leq 18$	0
$18 < f \leq 20$	2
$20 < f \leq 22$	3
$22 < f \leq 24$	11
$24 < f \leq 26$	10
$26 < f \leq 28$	4



Length (f cm)	Frequency
$16 < f \leq 18$	0
$18 < f \leq 20$	2
$20 < f \leq 22$	3
$22 < f \leq 24$	11
$24 < f \leq 26$	10
$26 < f \leq 28$	4

