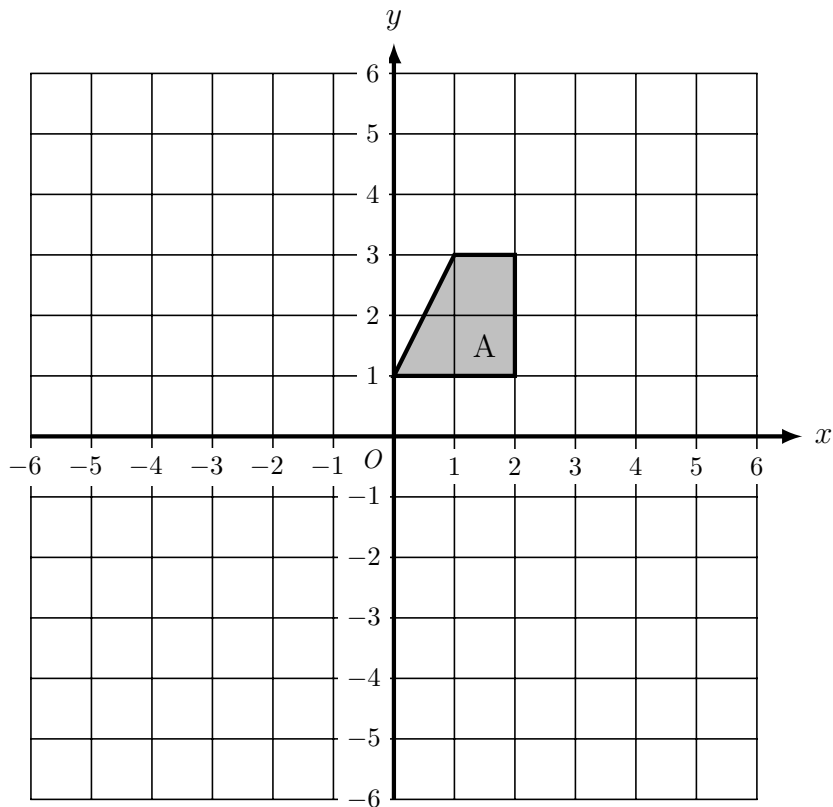
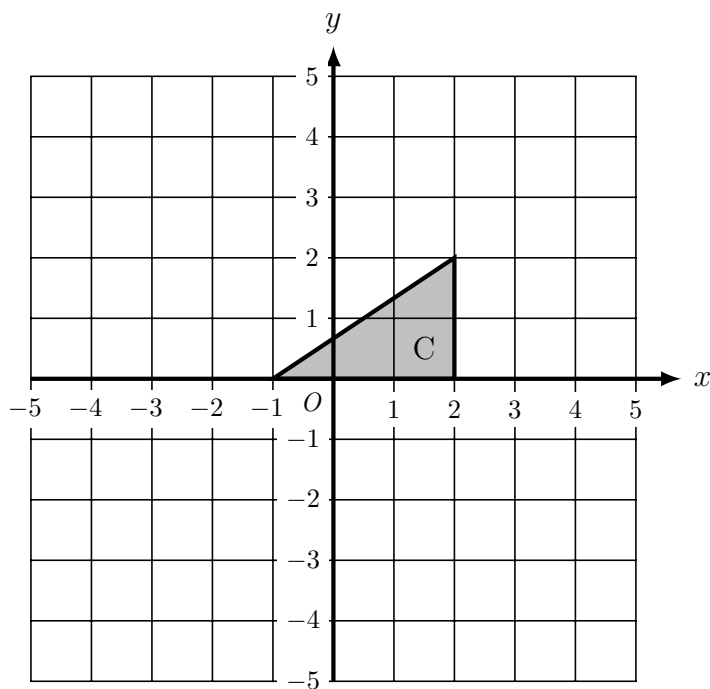


1. On the grid below, translate trapezium A by the vector $\begin{bmatrix} 1 \\ 3 \end{bmatrix}$ and label it B



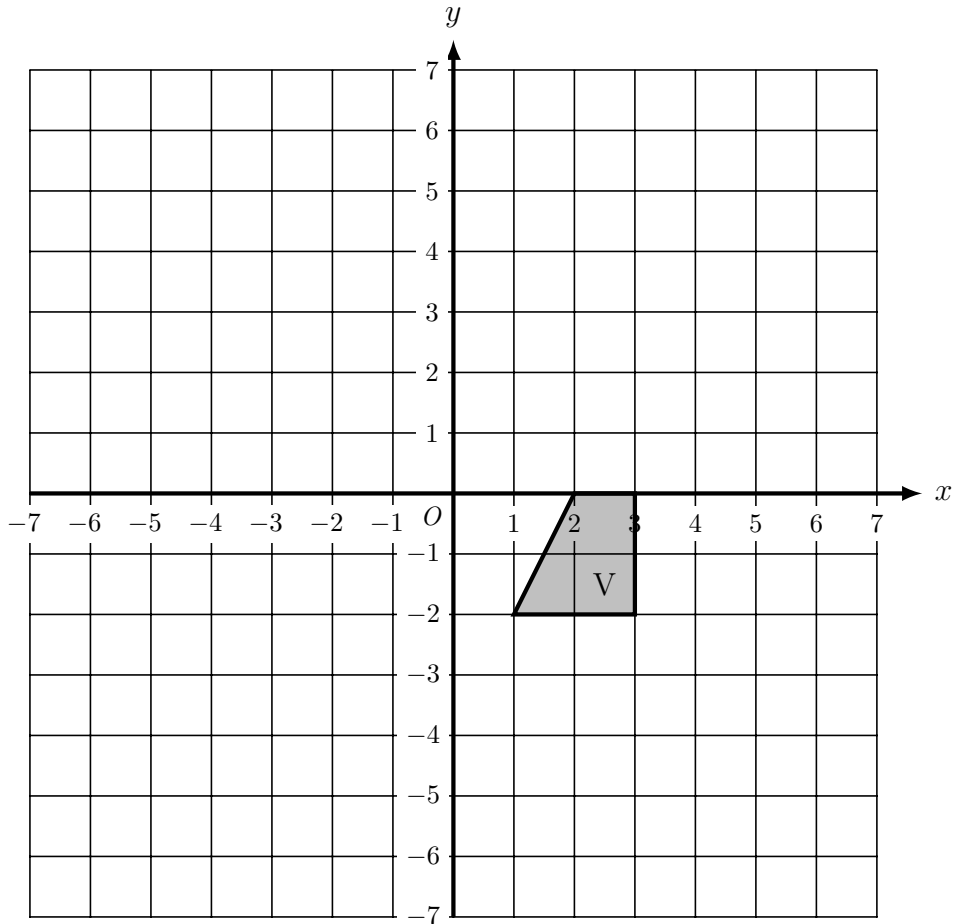
2. (i) On the grid below, translate triangle C by the vector $\begin{bmatrix} -4 \\ 1 \end{bmatrix}$ and label it D



- (ii) On the same grid, translate triangle C by the vector $\begin{bmatrix} 2 \\ -4 \end{bmatrix}$ and label it E

Turn over for more questions and answers.

3. On the grid below is shown trapezium V.



- (i) translate trapezium V by the vector $\begin{bmatrix} 2 \\ 3 \end{bmatrix}$ and label it W
- (ii) translate trapezium V by the vector $\begin{bmatrix} 3 \\ -4 \end{bmatrix}$ and label it X
- (iii) translate trapezium V by the vector $\begin{bmatrix} -4 \\ 5 \end{bmatrix}$ and label it Y
- (iv) translate trapezium V by the vector $\begin{bmatrix} -1 \\ -3 \end{bmatrix}$ and label it Z

Answers

