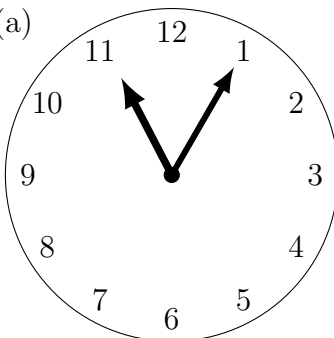
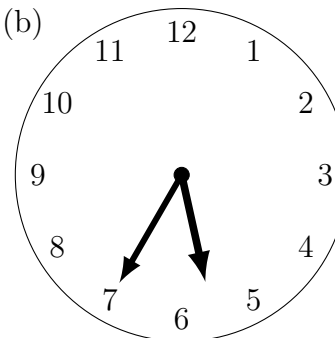
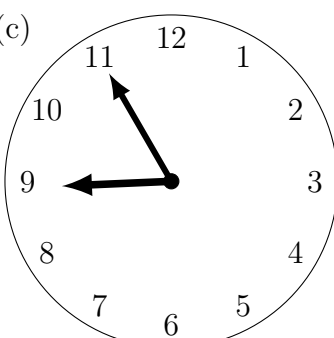
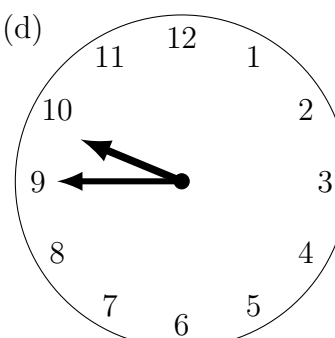


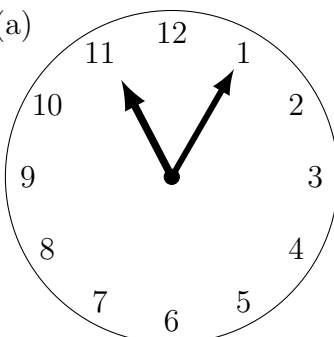
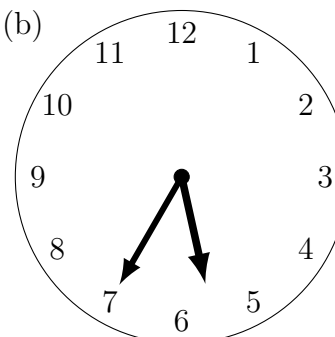
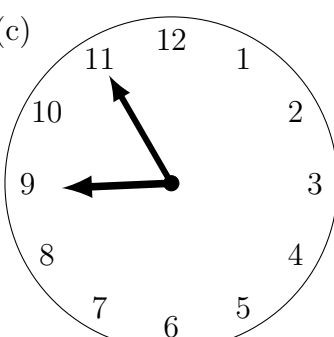
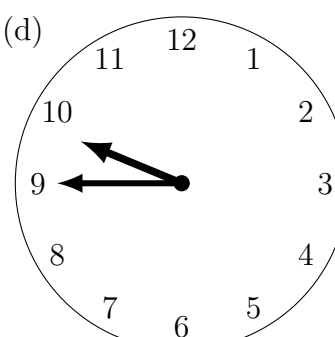
1. For each clock face, write the two possible times on the 24 hour digital clocks.

<p>(a)</p>  <div style="display: flex; flex-direction: column; align-items: center; margin-top: 10px;"> <div style="border: 1px solid black; padding: 5px; margin-bottom: 10px;">: 24</div> <div style="border: 1px solid black; padding: 5px;">: 24</div> </div>	<p>(b)</p>  <div style="display: flex; flex-direction: column; align-items: center; margin-top: 10px;"> <div style="border: 1px solid black; padding: 5px; margin-bottom: 10px;">: 24</div> <div style="border: 1px solid black; padding: 5px;">: 24</div> </div>
<p>(c)</p>  <div style="display: flex; flex-direction: column; align-items: center; margin-top: 10px;"> <div style="border: 1px solid black; padding: 5px; margin-bottom: 10px;">: 24</div> <div style="border: 1px solid black; padding: 5px;">: 24</div> </div>	<p>(d)</p>  <div style="display: flex; flex-direction: column; align-items: center; margin-top: 10px;"> <div style="border: 1px solid black; padding: 5px; margin-bottom: 10px;">: 24</div> <div style="border: 1px solid black; padding: 5px;">: 24</div> </div>

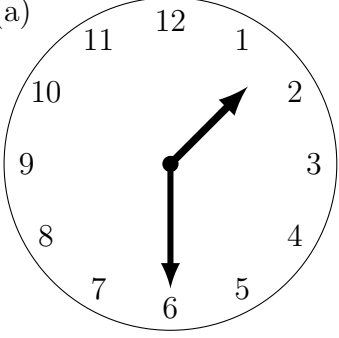
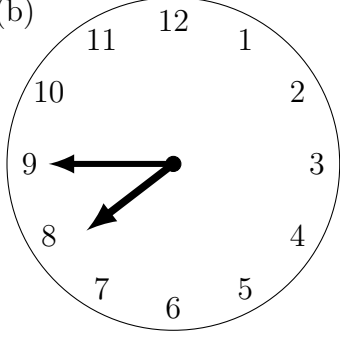
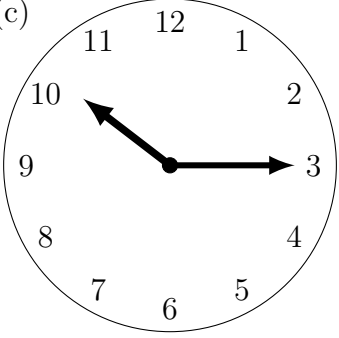
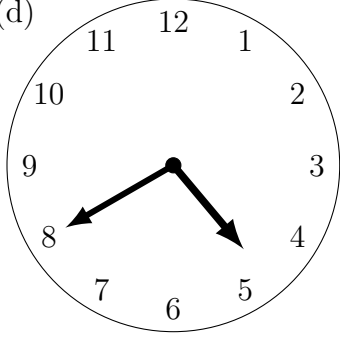
timeRead (10) Answers

1. (a) 11:05 and 23:05 (b) 05:35 and 17:35 (c) 08:55 and 20:55 (d) 09:45 and 21:35
 2. (a) 01:30 and 13:30 (b) 07:45 and 19:45 (c) 10:15 and 22:15 (d) 04:40 and 16:40

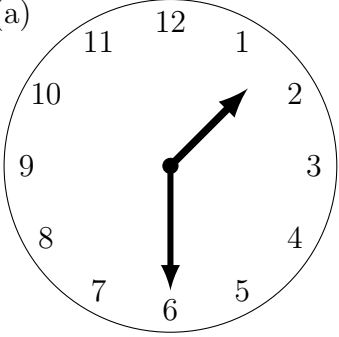
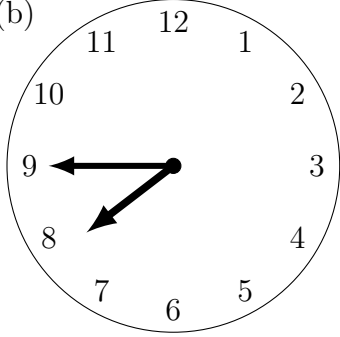
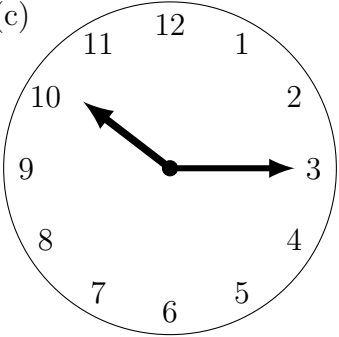
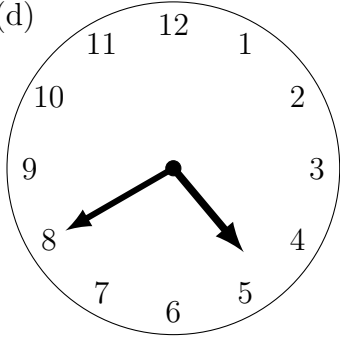
1. For each clock face, write the two possible times on the 24 hour digital clocks.

<p>(a)</p>  <div style="display: flex; flex-direction: column; align-items: center; margin-top: 10px;"> <div style="border: 1px solid black; padding: 5px; margin-bottom: 10px;">: 24</div> <div style="border: 1px solid black; padding: 5px;">: 24</div> </div>	<p>(b)</p>  <div style="display: flex; flex-direction: column; align-items: center; margin-top: 10px;"> <div style="border: 1px solid black; padding: 5px; margin-bottom: 10px;">: 24</div> <div style="border: 1px solid black; padding: 5px;">: 24</div> </div>
<p>(c)</p>  <div style="display: flex; flex-direction: column; align-items: center; margin-top: 10px;"> <div style="border: 1px solid black; padding: 5px; margin-bottom: 10px;">: 24</div> <div style="border: 1px solid black; padding: 5px;">: 24</div> </div>	<p>(d)</p>  <div style="display: flex; flex-direction: column; align-items: center; margin-top: 10px;"> <div style="border: 1px solid black; padding: 5px; margin-bottom: 10px;">: 24</div> <div style="border: 1px solid black; padding: 5px;">: 24</div> </div>

2. For each clock face, write the two possible times on the 24 hour digital clocks.

<p>(a)</p>  <p>Two empty boxes for digital times, each with a colon and the number 24.</p>	<p>(b)</p>  <p>Two empty boxes for digital times, each with a colon and the number 24.</p>
<p>(c)</p>  <p>Two empty boxes for digital times, each with a colon and the number 24.</p>	<p>(d)</p>  <p>Two empty boxes for digital times, each with a colon and the number 24.</p>

2. For each clock face, write the two possible times on the 24 hour digital clocks.

<p>(a)</p>  <p>Two empty boxes for digital times, each with a colon and the number 24.</p>	<p>(b)</p>  <p>Two empty boxes for digital times, each with a colon and the number 24.</p>
<p>(c)</p>  <p>Two empty boxes for digital times, each with a colon and the number 24.</p>	<p>(d)</p>  <p>Two empty boxes for digital times, each with a colon and the number 24.</p>