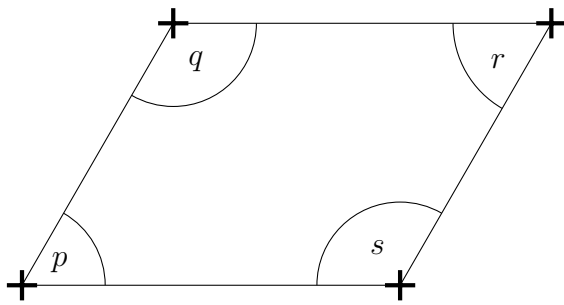


1. Write down the type of angles p, q, r and s.

You may use the + signs to help decide if the type of angle is acute, right, obtuse or reflex.



angle p .....

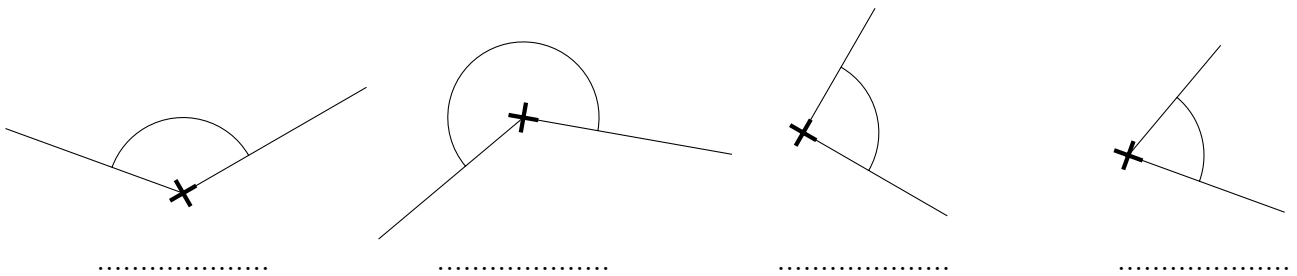
angle q .....

angle r .....

angle s .....

2. Below each angle, write the type of angle.

You may use the + sign to help decide if the type of angle is acute, right, obtuse or reflex.

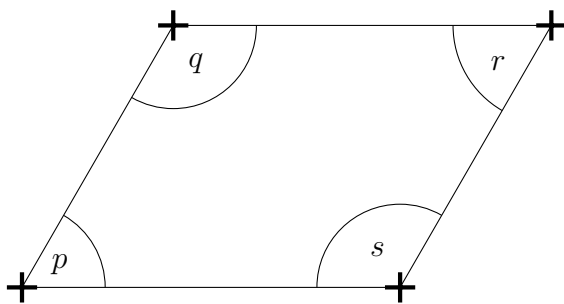


angle (2) Q1: acute, obtuse, acute, obtuse Q2: obtuse, reflex, right, acute

Q3: acute, acute, obtuse, reflex Q4: right, obtuse, acute, reflex

1. Write down the type of angles p, q, r and s.

You may use the + signs to help decide if the type of angle is acute, right, obtuse or reflex.



angle p .....

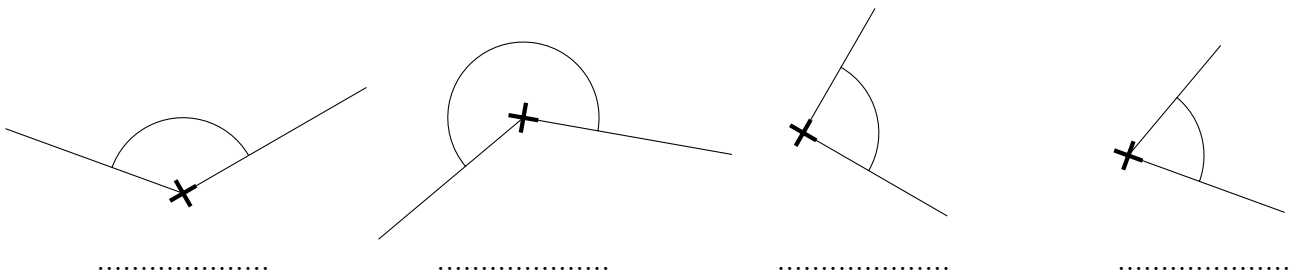
angle q .....

angle r .....

angle s .....

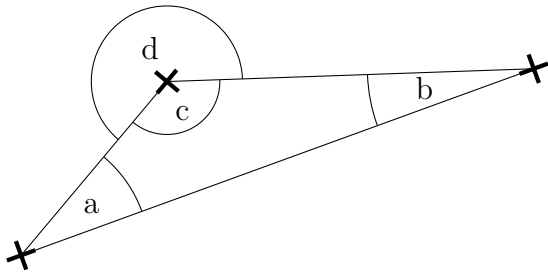
2. Below each angle, write the type of angle.

You may use the + sign to help decide if the type of angle is acute, right, obtuse or reflex.



3. Write down the type of angles a, b, c and d.

You may use the + signs to help decide if the type of angle is acute, right, obtuse or reflex.



angle a .....

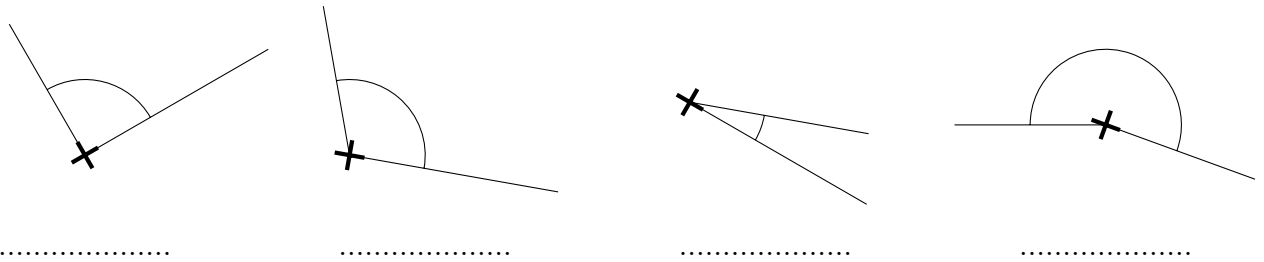
angle b .....

angle c .....

angle d .....

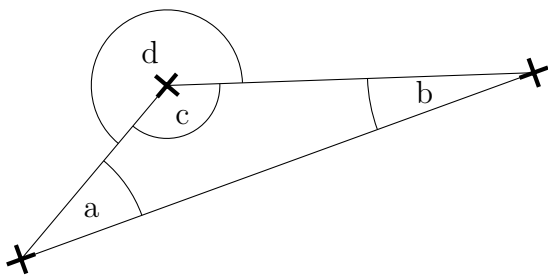
4. Below each angle, write the type of angle.

You may use the + sign to help decide if the type of angle is acute, right, obtuse or reflex.



3. Write down the type of angles a, b, c and d.

You may use the + signs to help decide if the type of angle is acute, right, obtuse or reflex.



angle a .....

angle b .....

angle c .....

angle d .....

4. Below each angle, write the type of angle.

You may use the + sign to help decide if the type of angle is acute, right, obtuse or reflex.

