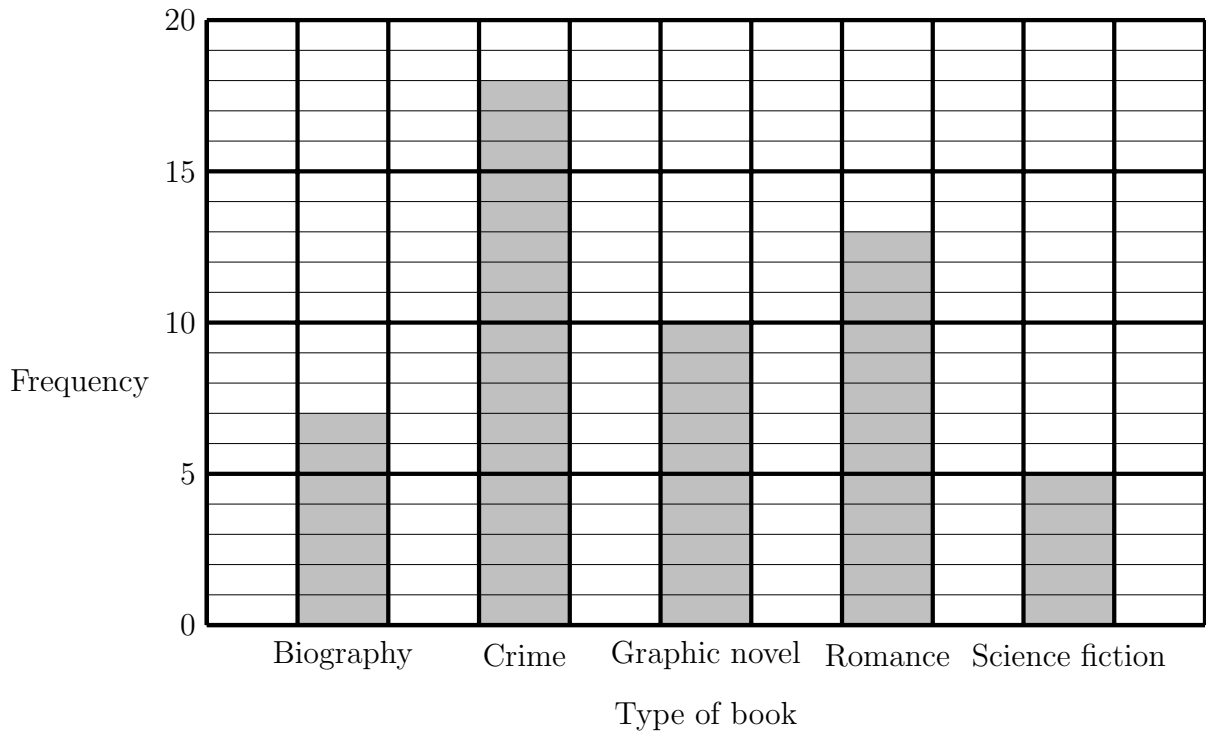
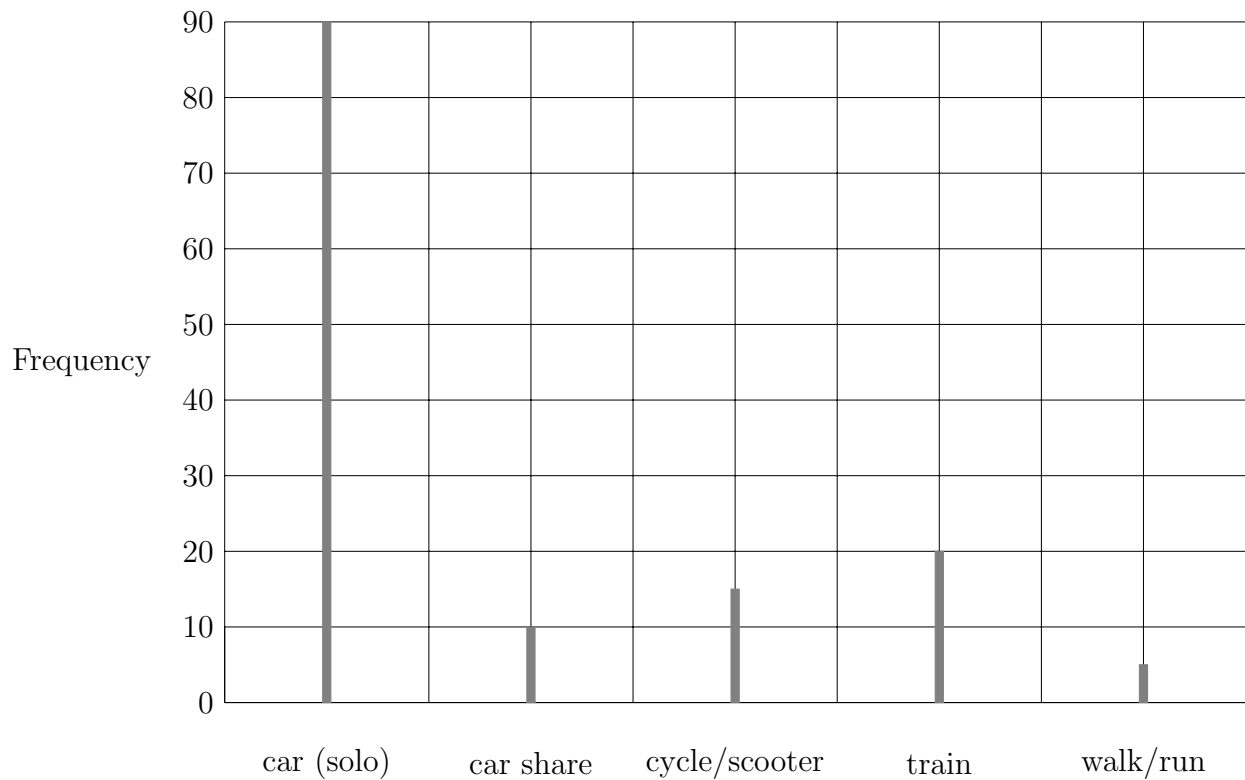


1. The bar chart gives information about the last book read by members of a gym.



- (a) Write down the number of gym members who last read a graphic novel.
(a)
- (b) Write down the number of gym members who last read a crime book.
(b)
- (c) How many more gym members last read a romance than a biography?
(c)
- (d) How many gym members answered the question about the last book they read?
(d)

2. This line graph shows information about the mode of transport of employees at a school. The data is for the year 2010.



- (a) How many employees travelled by train in 2010?

(a)

- (b) How many employees travelled by cycle or scooter in 2010?

(b)

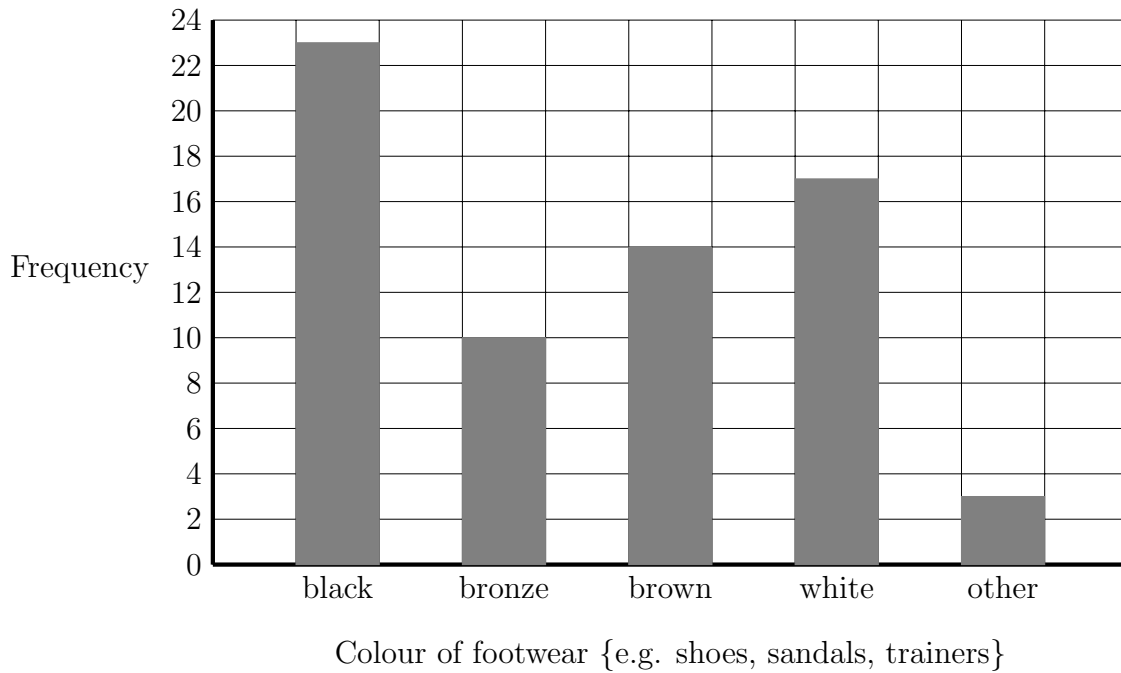
- (c) How many fewer employees travelled in a car share than as solo car drivers?

(c)

- (d) What fraction of employees walked or ran to work?

(d)

3. The bar chart gives information about the colour of footwear worn to a party.



(a) Write down the number of people wearing bronze footwear.

(a)

(b) Write down the number of people wearing brown footwear.

(b)

(c) Write down the number of people wearing black footwear.

(c)

(d) Write down the number of people wearing white footwear.

(d)

(e) More than 17 party goers wore one colour footwear.

Write down the colour of this footwear.

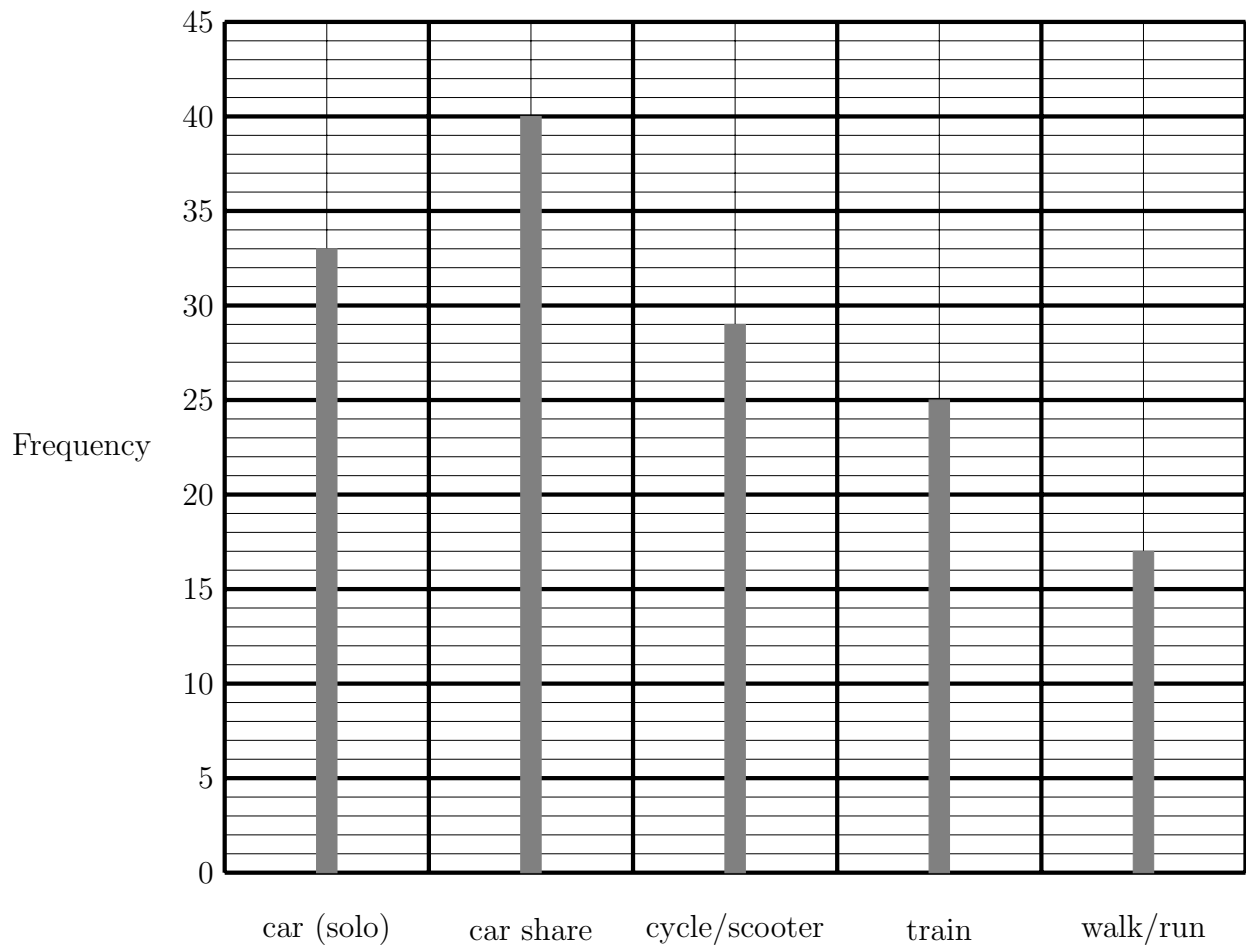
(e)

(f) Abel said “At least 67 people attended the party”.

Explain how you know Abel is correct.

(f)

4. This line graph shows information about the mode of transport of employees at a school. The data is for the year 2020.



(a) How many employees car shared in 2020?

(a)

(b) How many employees travelled by train in 2020?

(b)

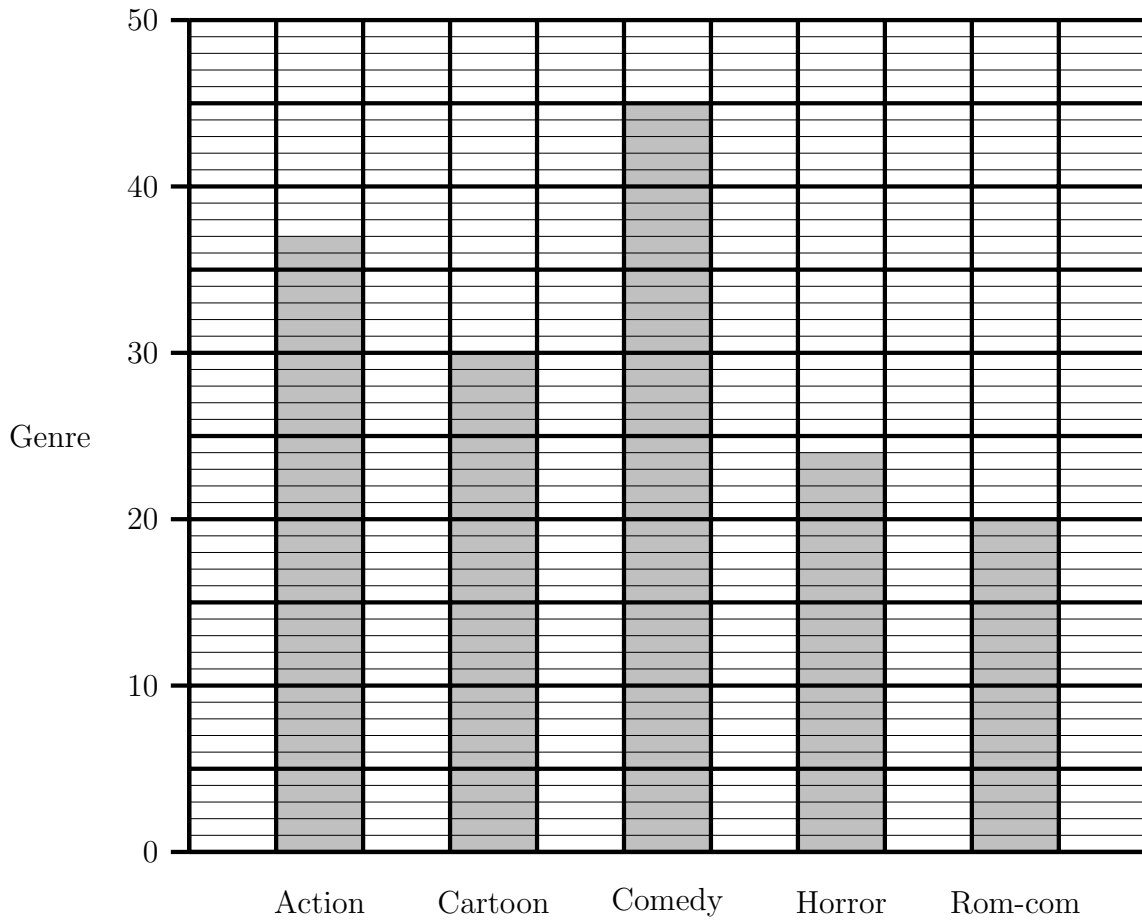
(c) How many employees walked or ran in 2020?

(c)

(d) What fraction of employees did **not** travel to work in a car?

(d)

5. The bar chart gives information about the tickets bought for some movie genres in a cinema.



(a) Use the bar chart to complete this table.

Genre	Frequency
Action	
Cartoon	
Comedy	
Horror	
Rom-com	

(b) How many fewer tickets were bought for a horror than an action movie?

(b)

(c) Agnes, the cinema manager, said over 160 tickets were sold.

Is she correct?

You must explain your answer.

.....

Answers {and which question is which layer}

1. The last book read by members of a gym.
 - (a) 10 {L1}
 - (b) 18 {L3}
 - (c) 6 { L6 calculation: $13 - 7$ }
 - (d) 53 {L5 calculation: $7 + 18 + 10 + 13 + 5$ }
2. Mode of transport of employees at a school in 2010
 - (a) 20 {L1}
 - (b) 15 {L3}
 - (c) 80 {L5 calculation: $90 - 10$ }
 - (d) $\frac{5}{140}$ {L5 or $\frac{1}{28}$ }
3. Colour of footwear worn to a party.
 - (a) 10 {L1}
 - (b) 14 {L1}
 - (c) 23 {L3}
 - (d) 17 {L3}
 - (e) black {L5}
 - (f) 67 {L5 calculation: $23 + 10 + 14 + 17 + 3 = 67$ }
4. Mode of transport of employees at a school in 2020.
 - (a) 40 {L1}
 - (b) 25 {L1}
 - (c) 17 {L3}
 - (d) $\frac{71}{144}$ {L5 calculation: $29 + 25 + 17 = 71$ **no car** but $33 + 40 = 73$ by car, total = 144}
5. Tickets bought for some movie genres in a cinema.

(a) Genre	Frequency	
Action	37	L3
Cartoon	30	L1
Comedy	45	L3
Horror	24	L3
Rom-com	20	L1

- (b) 13 {L5 calculation $37 - 24$ }
- (c) No, only 156 were sold because $37 + 30 + 45 + 24 + 20 = 156$ {L5}