

1. Zaynah uses this way to find the order of rotational symmetry of shapes.

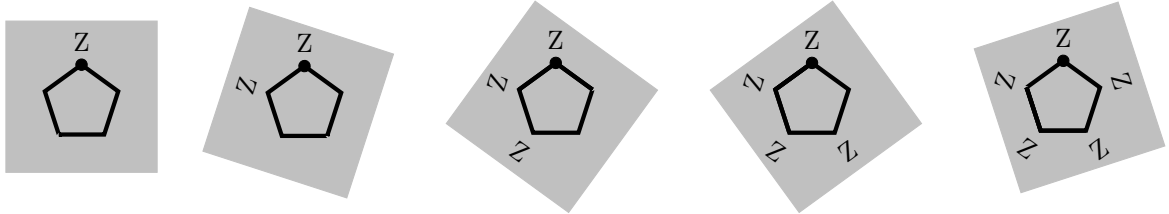


1st: Draw a dot on one corner of the shape.

2nd: Trace the shape and write on the tracing paper, a letter near the dot.

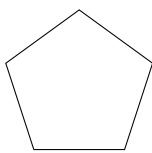
3rd: Keep turning the tracing paper

- try to cover the shape with the tracing paper shape,
- every exact fit, write a letter near the dot,
- stop when you can't find anymore.

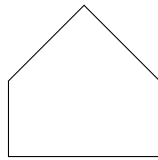


Zaynah wrote the order of rotational symmetry below 2 shapes.

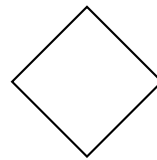
Write down the order of rotational symmetry below the other shapes.



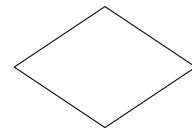
5
....



1
....



....



....

1. Zaynah uses this way to find the order of rotational symmetry of shapes.

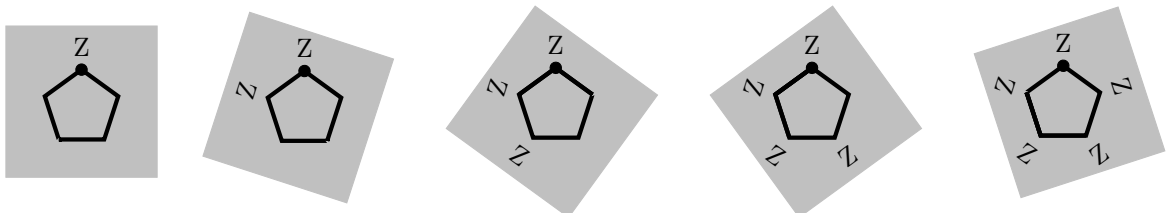


1st: Draw a dot on one corner of the shape.

2nd: Trace the shape and write on the tracing paper, a letter near the dot.

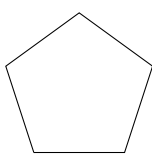
3rd: Keep turning the tracing paper

- try to cover the shape with the tracing paper shape,
- every exact fit, write a letter near the dot,
- stop when you can't find anymore.

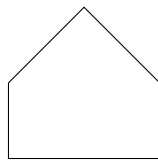


Zaynah wrote the order of rotational symmetry below 2 shapes.

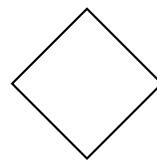
Write down the order of rotational symmetry below the other shapes.



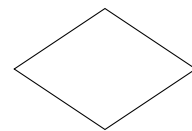
5
....



1
....

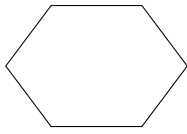


....

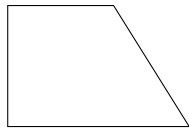


....

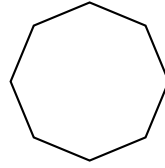
2. Write down the order of rotational symmetry below these shapes.



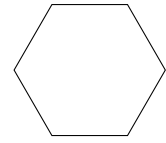
....



....

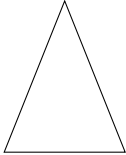


....

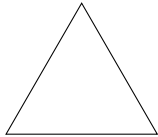


....

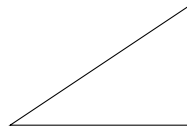
3. Write down the order of rotational symmetry below these shapes.



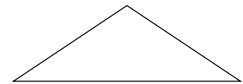
....



....

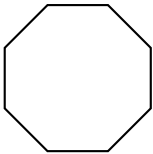


....

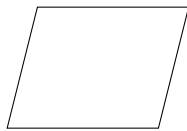


....


4. Write down the order of rotational symmetry below these shapes.



....



....

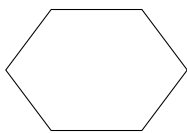


....

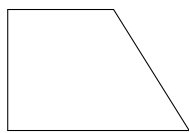


....

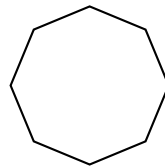
2. Write down the order of rotational symmetry below these shapes.



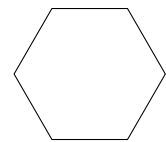
....



....

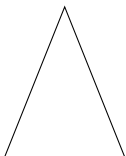


....

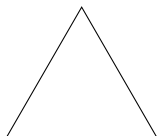


....

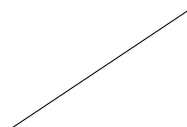
3. Write down the order of rotational symmetry below these shapes.



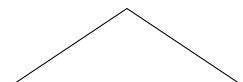
....



....

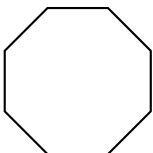


....

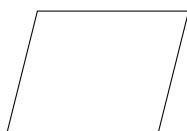


....

4. Write down the order of rotational symmetry below these shapes.



....



....



....



....